


FILED FOR RECORD
IN MY OFFICE
AT 11:05 O'CLOCK A M

AUG 29 2017

BOBBIE DAVIS
COUNTY CLERK, PANOLA COUNTY, TEXAS
BY B. Davis DEPUTY



ADOPTED BUDGET OF
PANOLA COUNTY
TEXAS
FOR THE YEAR 2018
FILED IN THE OFFICE OF
COUNTY CLERK

PANOLA COUNTY, TEXAS
Adopted 2018 Budget
Statement Required by Texas Senate Bill 656
83rd Regular Legislative Session and
Texas Local Government Code Sec. 111.008 & 111.009

1. This budget will raise less revenue from property taxes than last year's budget by an amount of \$1,360,739 which is a 6.85% percent decrease from last year's budget. The property tax revenue to be raised from new property added to the tax roll this year is \$23,462.
2. The record vote of each member of the Commissioners' Court by name voting on the adoption of the budget.

<u>Name</u>	<u>Vote</u>
County Judge Lee Ann Jones	Yes
Ronnie LaGrone Pct.1 Commissioner	Yes
John Gradberg Pct.2 Commissioner	Yes
Craig Lawless Pct.3 Commissioner	Yes
Dale LaGrone Pct.4 Commissioner	Yes

3. Panola County Property tax rates adopted or calculated for 2016 and 2017.


<u>Rate</u>	<u>2016</u>	<u>2017</u>
Property Tax Rate	.59830	.59830
Effective Tax Rate	.60601	.63322
Effective Maintenance & Operations Tax Rate	.60601	.63322
Rollback Tax Rate	.65448	.68387
Debt Rate	-0-	-0-

4. The total amount of bonds and other debt obligations owed by Panola County.

-0-

PANOLA COUNTY, TEXAS
2018 BUDGET
TABLE OF CONTENTS

TRANSMITTAL LETTER	i
BUDGET CERTIFICATE	ii
BUDGET SUMMARY	1-6
SUMMARY OF EXPENDITURES BY DEPARTMENT	7-8
FIVE YEAR SUMMARY AND COMPARISON OF RECEIPTS AND EXPENDITURES	9
PROPERTY VALUES AND AD VALOREM TAX REVENUE ESTIMATE	10
AD VALOREM TAX RATE & COLLECTION HISTORY	11-12
STATEMENT OF INDEBTEDNESS	13
DEBT SERVICE REQUIREMENTS	14
GENERAL FUND	15-48
LAW LIBRARY FUND	49
COUNTY JUVENILE DELINQUENCY PREVENTION	50
COURTHOUSE SECURITY FUND	51
RECORDS MANAGEMENT FUND	52
COUNTY & DISTRICT COURT TECHNOLOGY FUND	53
COURT RECORD PRESERVATION FUND	54
DISTRICT COURT RECORDS TECHNOLOGY FUND	55
DISTRICT CLERK RECORDS MANAGEMENT & PRESERVATION FUND	56
COUNTY CLERK RECORDS PRESERVATION FUND	57
ARCHIVE FEES FUND	58
JUSTICE COURT TECHNOLOGY FUND	59
ROAD & BRIDGE FUND	60-64
FARM TO MARKET AND LATERAL ROAD FUND	65
CHILD PROTECTIVE SERVICES FUND	66
HEALTH FUND	67
AIRPORT FUND	68
ROAD BOND 1971 FUND	69
PERMANENT IMPROVEMENT	70
JAIL IMPROVEMENT	71
RETIREE HEALTH BENEFITS TRUST FUND	72



County of Panola

110 S. Sycamore • Room 216-A
Carthage • Texas 75633
Phone 903-693-0391 • Fax 903-693-2726

County Judge
Lee Ann Jones

County Commissioners
Ronnie LaGrone, Pct #1
John Gradberg, Pct #2
Craig Lawless, Pct #3
Dale LaGrone, Pct #4

July 31, 2017

Gentlemen

With this cover letter I present to you my proposed budget for Fiscal Year 2018. Preliminary Values were down again this year. Hopes were that the Certified Values would come in much higher. This year there was further decline in oil and gas in Panola County resulting in lower values.

With a spirit of cooperation we were able to make cuts of approximately 1 million dollars so that there is no change in this year's tax rate as compared to last year's tax rate.

This budget includes a 6.5% increase in health insurance premiums as well as an increase in dependent coverage for next year. Unfortunately this budget does not include any type of across the board raise for our county employees which in the past has helped them with the increase in dependent premiums.

This budget includes the elimination of ten positions within the County. I would also like to point out that each department head and/or elected official should be able to maintain the level of service necessary to effectively perform their duties.

Thank each of you for your spirit of cooperation and for the cuts you made to try and maintain the same tax rate as last year. "Service before Self" is a Rotary saying but we should always remember who we serve

Sincerely,

Lee Ann Jones

County Judge

LAI:vh

BUDGET CERTIFICATE

Budget of PANOLA COUNTY, TEXAS

Budget year from January 1, 2018 to December 31, 2018

THE STATE OF TEXAS XX

COUNTY OF PANOLA XX

We, LeeAnn Jones, County Judge; Bobbie Davis, County Clerk; and Sidney Burns, County Auditor of Panola County, Texas do hereby certify that the attached budget is a true and correct copy of the budget of Panola County, Texas as passed and approved by the Commissioners' Court of said County on the 28th day August 2017, as the same appears on file in the office of the County Clerk of said County.

LeeAnn Jones

COUNTY JUDGE

Sidney Burns

COUNTY AUDITOR


Bobbie Davis

COUNTY CLERK

SUBSCRIBED AND SWORN TO before me, the undersigned authority, this the 29th day of August 2017.

Vicki Heinkel
Notary Public in and for the State of Texas

My Commission Expires: 1-6-2019



PANOLA COUNTY BUDGET 2018
BUDGET SUMMARY

	GENERAL FUND	LAW LIBRARY FUND	COUNTY JUVENILE DELINQUENCY PREVENTION FUND	COURTHOUSE SECURITY FUND
ESTIMATED BEGINNING BALANCE	8,644,338	52,806	157	220,607
REVENUES				
ADVALOREM TAXES	13,844,339			
MOTOR VEHICLE TAXES & LICENSES				
INTERGOVERNMENTAL REVENUES	406,435			
CHARGES FOR SERVICES	696,000	12,000		18,000
FINES				
MISCELLANEOUS REVENUES	199,000	125	1	1,175
TOTAL REVENUES	15,145,774	12,125	1	19,175
EXPENDITURES				
PERSONAL SERVICES AND CHARGES	5,300,168			12,320
BENEFITS	5,324,252			6,855
SUPPLIES	271,789	12,125		
OTHER SERVICES AND CHARGES	4,380,809		1	
CAPITAL OUTLAY	192,751			
TOTAL EXPENDITURES	15,469,769	12,125	1	19,175
ESTIMATED ENDING BALANCES	8,320,343	52,806	157	220,607

PANOLA COUNTY BUDGET 2018
BUDGET SUMMARY

RECORDS MANAGEMENT FUND	COUNTY & DISTRICT TECHNOLOGY FUND	COURT RECORD PRESERVATION FUND	DISTRICT COURT RECORDS TECHNOLOGY FUND
14,959	4,546	4,698	7,428
4,800	150	1,790	600
<u>60</u>	<u>1</u>	<u>10</u>	<u>600</u>
4,860	151	1,800	600
4,860	151	1,800	600
<u>4,860</u>	<u>151</u>	<u>1,800</u>	<u>600</u>
4,860	151	1,800	600
14,959	4,546	4,698	7,428

PANOLA COUNTY BUDGET 2018
BUDGET SUMMARY

	DISTRICT CLERK RECORDS MANAGEMENT & PRESERVATION FUND	COUNTY CLERK RECORDS PRESERVATION FUND	ARCHIVE FEES FUND
ESTIMATED BEGINNING BALANCE	2,492	548,182	84,750
REVENUES			
ADVALOREM TAXES			
MOTOR VEHICLE TAXES & LICENSES			
INTERGOVERNMENTAL REVENUES			
CHARGES FOR SERVICES	600	35,324	35,000
FINES			
MISCELLANEOUS REVENUES	<u> </u>	<u>1,323</u>	<u>100</u>
TOTAL REVENUES	600	36,647	35,100
EXPENDITURES			
PERSONAL SERVICES AND CHARGES			
BENEFITS			
SUPPLIES			
OTHER SERVICES AND CHARGES	600	268,400	35,100
CAPITAL OUTLAY	<u> </u>	<u> </u>	<u> </u>
TOTAL EXPENDITURES	600	268,400	35,100
ESTIMATED ENDING BALANCES	2,492	316,429	84,750

PANOLA COUNTY BUDGET 2018
BUDGET SUMMARY

JUSTICE COURT TECHNOLOGY FUND	ROAD & BRIDGE FUND	FARM TO MARKET & LATERAL ROAD FUND	CHILD PROTECTIVE SERVICES FUND
86,045	5,527,771	1,872,546	111,564
	4,175,277	496,771	
	350,000		
	74,000		
8,708	354,000		
292	55,441	17,000	28,000
<hr/>	<hr/>	<hr/>	<hr/>
9,000	5,008,718	513,771	28,000
	1,514,681	85,587	
	1,680,303	123,519	
	543,968	51,627	
4,000	793,383	493,637	28,000
5,000	1,269,046	13,000	
<hr/>	<hr/>	<hr/>	<hr/>
9,000	5,801,381	767,370	28,000
86,045	4,735,108	1,618,947	111,564

**PANOLA COUNTY BUDGET 2018
BUDGET SUMMARY**

	HEALTH FUND	AIRPORT FUND	ROAD BOND 1971	PERMANENT IMPROVEMENT FUND
ESTIMATED BEGINNING BALANCE	3,527,655	242,004	282,241	221,801
REVENUES				
AD VALOREM TAXES				
MOTOR VEHICLE TAXES & LICENSES				
INTERGOVERNMENTAL REVENUES	12,000			
CHARGES FOR SERVICES				
FINES				
MISCELLANEOUS REVENUES	<u>1,220,000</u>	<u>155,000</u>	<u>1,250</u>	<u>1,000</u>
TOTAL REVENUES	1,232,000	155,000	1,250	1,000
EXPENDITURES				
PERSONAL SERVICES AND CHARGES				
BENEFITS				
SUPPLIES				
OTHER SERVICES AND CHARGES	1,232,000	155,000		
CAPITAL OUTLAY		-	1,250	1,000
TOTAL EXPENDITURES	1,232,000	155,000	1,250	1,000
ESTIMATED ENDING BALANCES	3,527,655	242,004	282,241	221,801

PANOLA COUNTY BUDGET 2018
BUDGET SUMMARY

JAIL IMPROVEMENT FUND	RETIREE HEALTH BENEFITS TRUST FUND	ADJUSTMENT FOR TRANSFERS BETWEEN FUNDS	TOTAL ALL FUNDS
214,779	30,065,587		51,736,956
			18,516,387
			350,000
	20,000		512,435
			812,972
			354,000
<u>900</u>	<u>1,784,394</u>	<u>(1,593,601)</u>	<u>1,871,471</u>
900	1,804,394	(1,593,601)	22,417,265
			6,912,756
	1,804,394	(1,804,394)	7,134,929
			879,509
		(28,000)	7,369,590
<u>900</u>	<u>1,804,394</u>	<u>(1,832,394)</u>	<u>1,483,698</u>
900	1,804,394	(1,832,394)	23,780,482
214,779	30,065,587		50,373,739

PANOLA COUNTY, TEXAS
SUMMARY OF BUDGETED EXPENDITURES
FOR BUDGET YEAR 2018

BUDGET PAGE	DEPARTMENT	ADOPTED BUDGET
16	COUNTY JUDGE	196,152
17	COMMISSIONERS	390,903
18	COUNTY CLERK	454,852
19	VETERANS SERVICE OFFICE	139,023
20	AIRPORT	104,404
21	MISCELLANEOUS & NON-DEPARTMENTAL	2,599,947
22	COUNTY COURT AT LAW	352,346
23	DISTRICT COURT	158,387
24	DISTRICT CLERK	409,102
25	JUSTICE OF THE PEACE PCT. 1 & 4	200,195
26	JUSTICE OF THE PEACE PCT. 2 & 3	204,440
27	JUDICIAL	89,697
28	CRIMINAL DISTRICT ATTORNEY	558,420
29	LAWSUITS VS. COUNTY	11,000
30	ELECTIONS	60,390
31	ELECTIONS ADMINISTRATION	142,487
32	AUDITOR	312,940
33	TREASURER	236,286
34	TAX COLLECTOR AND ASSESSOR	556,908
35	BUILDING MAINTENANCE	375,174
36	FIRE PROTECTION	1,500
37-38	SHERIFF	3,264,917
39	CORRECTIONS	2,348,597
40	911 RURAL ADDRESSING	159,459
41	HIGHWAY PATROL	71,787
42	CONSTABLE PCT. 2 & 3	218,761
43	CONSTABLE PCT. 1 & 4	166,678
44	ENVIRONMENTAL PROTECTION	408,730
45	HEALTH & PAUPERS CARE	761,008
46	LIBRARY	370,934
47	YOUTH PROGRAMS	22,000
48	AGRICULTURE EXTENSION SERVICE	122,345
	TOTAL GENERAL FUND	15,469,769

**PANOLA COUNTY, TEXAS
SUMMARY OF BUDGETED EXPENDITURES
FOR BUDGET YEAR 2018**

BUDGET PAGE	DEPARTMENT	ADOPTED BUDGET
49	LAW LIBRARY	12,125
50	JUVENILE DELINQUENCY	1
51	COURTHOUSE SECURITY	19,175
52	RECORDS MANAGEMENT - DISTRICT CLERK	4,860
53	COUNTY & DISTRICT COURT TECHNOLOGY FUND	151
54	COURT RECORD PRESERVATION FUND	1,800
55	DISTRICT COURT RECORDS TECHNOLOGY FUND	600
56	DISTRICT CLERK REC MGT & PRESERVATION FUND	600
57	COUNTY CLERK RECORDS PRESERVATION	268,400
58	ARCHIVE FEES	35,100
59	JUSTICE COURT TECHNOLOGY	9,000
61	ROAD & BRIDGE PRECINCT #1	1,475,412
62	ROAD & BRIDGE PRECINCT #2	1,217,875
63	ROAD & BRIDGE PRECINCT #3	1,383,398
64	ROAD & BRIDGE PRECINCT #4	1,724,696
65	F.M. & LATERAL ROAD MAINTENANCE	767,370
66	CHILD PROTECTIVE SERVICES	28,000
67	HEALTH FUND - INDIGENT HEALTH CARE	1,232,000
68	AIRPORT	155,000
69	ROAD BOND 1971 FUND - R.O.W. & UTILITY ADJ.	1,250
70	PERMANENT IMPROVEMENT	1,000
71	JAIL IMPROVEMENT	900
72	RETIREE HEALTH BENEFITS TRUST	<u>1,804,394</u>
	TOTAL ALL OTHER FUNDS	10,143,107
	ADJUSTMENT FOR TRANSFERS BETWEEN FUNDS	<u>(1,832,394)</u>
	GRAND TOTAL BUDGETED EXPENDITURES	<u><u>23,780,482</u></u>

PANOLA COUNTY, TEXAS
FIVE YEAR SUMMARY AND COMPARISON
OF RECEIPTS AND EXPENDITURES

	ACTUAL 2014	ACTUAL 2015	ACTUAL 2016	ORIGINAL BUDGET 2017	PROPOSED BUDGET 2018	BUDGET ADOPTED BY COMMISSIONERS COURT 2018
RECEIPTS						
AD VALOREM TAXES	21,053,991	21,028,302	20,757,167	19,877,126	18,516,387	18,516,387
MOTOR VEHICLE TAXES & LICENSES	377,383	335,099	352,249	368,000	350,000	350,000
INTERGOVERNMENTAL RECEIPTS	578,261	608,857	623,700	472,263	512,435	512,435
CHARGES FOR SERVICES	949,313	992,895	914,670	807,602	812,972	812,972
FINES	275,040	295,881	348,600	275,000	354,000	354,000
MISCELLANEOUS	2,175,394	7,816,448	6,341,744	1,653,186	1,871,471	1,871,471
TOTAL RECEIPTS	25,409,382	31,077,482	29,338,130	23,453,177	22,417,265	22,417,265
EXPENDITURES						
PERSONAL SERVICES (SALARIES & WAGES)	6,582,170	6,934,699	7,249,646	7,329,099	6,912,756	6,912,756
BENEFITS	10,095,700	10,538,154	10,458,320	9,936,023	7,134,929	7,134,929
SUPPLIES	998,952	715,888	785,221	891,009	879,509	879,509
OTHER SERVICES AND CHARGES	5,170,685	6,231,497	5,575,050	7,234,159	7,369,590	7,369,590
CAPITAL OUTLAY & CONSTRUCTION	2,330,034	3,018,141	2,158,963	2,003,197	1,483,698	1,483,698
DEBT SERVICE	-	-	-	-	-	-
TOTAL EXPENDITURES	25,177,541	27,438,379	26,227,200	27,393,487	23,780,482	23,780,482

PANOLA COUNTY, TEXAS
PROPERTY VALUES AND AD VALOREM TAX REVENUE
ESTIMATION FOR BUDGET YEAR 2018

	GENERAL FUND	ROAD & BRIDGE FUND	F.M AND LATERAL ROAD	TOTAL
ASSESSED VALUE	3,571,202,176	3,571,202,176	3,571,202,176	
LESS VALUE OF EXEMPTIONS FOR HOMESTEAD, ELDERLY, DISABLED VETERANS, AND, FREEZE TAXABLE, ETC	347,149,570	347,149,570	357,103,700	
TAXABLE VALUE FOR EACH	3,224,052,606	3,224,052,606	3,214,098,476	
TAX RATES FOR 2017 BUDGET YEAR	0.4473	0.1349	0.0161	0.5983
ADVALOREM TAXES TO BE LEVIED FOR EACH TAX	14,421,187	4,349,247	517,470	19,287,904
LESS ESTIMATED UNCOLLECTIBLES & CHARGES 2017 BUDGET LEVY	115,369	34,794	4,140	154,303
LESS ESTIMATED DISCOUNTS FOR EARLY PAYMENT OF 2017 LEVY	360,530	108,731	12,937	482,198
LESS ESTIMATED DELINQUENT TAXES, 2017 BUDGET YEAR LEVY	288,424	86,985	10,349	385,758
PLUS ESTIMATED COLLECTIONS OF PRIOR YEARS DELINQUENT TAXES, PENALTIES, INTEREST	187,475	56,540	6,727	250,742
TOTAL ESTIMATED CASH COLLECTION OF AD VALOREM TAXES, 2017 BUDGET YEAR	13,844,339	4,175,277	496,771	18,516,387

PANOLA COUNTY, TEXAS
AD VALOREM TAX RATE AND COLLECTION HISTORY
TAX ROLL YEARS 2008 THRU 2018

TAX ROLL YEARS	2008	2009	2010	2011
TAX RATES				
GENERAL LEVY, EXCEPT ROAD & BRIDGE	0.19374	0.23612	0.24926	0.29650
REGULAR ROAD & BRIDGE	0.08002	0.08899	0.10000	0.11780
SPECIAL ROAD & BRIDGE	-	-	-	-
FARM TO MARKET & LATERAL ROAD	0.00960	0.01039	0.01112	0.01310
TOTAL OPERATING TAX RATE	0.28336	0.33550	0.36038	0.42740
DEBT SERVICE LEVY	0.02624	0.02770	0.02832	-
TOTAL TAX RATE	0.30960	0.36320	0.38870	0.42740
ASSESSED VALUATION - TAXABLE	5,309,277,149	5,161,884,952	4,848,268,720	4,288,895,266
ADVALOREM TAXES LEVIED	17,125,293	18,747,491	19,145,074	18,757,346
COLLECTIONS, DISCOUNTS, ADJUST CURRENT LEVY	16,760,071	18,284,462	18,724,040	18,339,365
PERCENT LEVY COLLECTED, DISCOUNTED & ADJUST	97.87	97.53	97.80	97.78
DELINQ. TAX COLLECTIONS, PENALTIES & INTEREST	231,044	334,608	383,055	409,870
TOTAL TAX COLLECTIONS, DISCOUNTS & ADJUST	16,991,116	18,619,070	19,107,095	18,749,235
PERCENT COLLECTED, DISCOUNTED & ADJUST	99.22	99.32	99.80	99.96
OUTSTANDING DELINQUENT TAXES	721,820	850,242	888,221	896,332

PANOLA COUNTY, TEXAS
AD VALOREM TAX RATE AND COLLECTION HISTORY
TAX ROLL YEARS 2008 THRU 2018

2012	2013	2014	2015	2016	BUDGET YEAR 2018 TAX ROLL YEAR 2017
0.32210	0 3507	0 3348	0.3473	0 4367	0 4473
0.12490	0 1335	0 1210	0 1225	0.1455	0 1349
-	-	-	-	-	-
0.01410	0 0152	0 0136	0 0139	0.0161	0 0161
0.46110	0 4994	0 4694	0 4837	0 5983	0 5983
-	-	-	-	-	-
0 46110	0 4994	0 4694	0 4837	0 5983	0 5983
4,013,489,178	3,846,931,726	4,370,010,636	4,331,139,823	3,425,290,417	3,224,052,606
19,264,186	21,378,195	21,460,930	21,338,275	21,149,892	19,287,904
18,740,914	20,839,267	20,940,280	20,783,808	20,456,482	18,902,147
97 28	97.48	97 57	97 40	96 72	98 00
398,573	456,412	348,695	356,121	348,362	250,742
19,139,487	21,295,679	21,288,975	21,139,929	20,804,844	19,152,889
99 35	99.61	99 20	99 07	98 36	99 30
1,021,031	1,103,457	1,138,007	1,263,470	1,545,084	

**PANOLA COUNTY, TEXAS
STATEMENT OF INDEBTEDNESS**

CLASSIFICATION AND ISSUES	DATE OF ISSUE	DATE OF MATURITY	AMOUNT ISSUED	AMOUNT RETIRED
NONE				

**PANOLA COUNTY, TEXAS
DEBT SERVICE REQUIREMENTS**

YEAR	PRINCIPAL	INTEREST	TOTAL	INTEREST RATE
NONE				



Account Name	2016 ACTIVITY	2017 BUDGET	2018 ADOPTED	
Revenue				
100 - GENERAL				
310 - TAX RECEIPTS				
100-310-41101	CURRENT PROPERTY TAX LEVY	14,591,397	14,255,206	13,656,864
100-310-41102	DELINQUENT PROPERTY TAX LEVY	312,638	254,290	187,475
310 - TAX RECEIPTS Totals.		14,904,035	14,509,496	13,844,339
330 - INTERGOVERNMENTAL RECEIPTS				
100-330-41011	TAX COLLECTING CHARGE SCHOOLS	67,750	63,250	63,250
100-330-41021	TAX COLLECTING CHARGE CITIES	9,800	8,300	8,300
100-330-41050	CITY PUBLIC LIBRARY	182,067	185,291	185,291
100-330-41055	HOUSING PRISONERS	7,160	-	-
100-330-41060	LAW ENFORCEMENT OFFICER STANDARD	5,969	-	6,000
100-330-41090	STATE JUDICIAL	88,806	86,594	86,594
100-330-41130	STATE VOTER REGISTRATION	2,390	-	-
100-330-41150	EXPOSITION BUILDING	252	1,301	-
100-330-41170	INDIGENT DEFENSE SERVICES GRANT	27,232	17,000	27,000
100-330-41186	STATE 911	30,000	30,000	30,000
330 - INTERGOVERNMENTAL RECEIPTS Totals.		421,426	391,736	406,435
340 - CHARGES FOR SERVICES				
100-340-41000	COUNTY JUDGE	5,168	3,000	5,000
100-340-42002	COUNTY SHERIFF	16,962	20,000	16,000
100-340-44000	COUNTY CLERK	186,548	165,000	175,000
100-340-45004	TAX ASSESSOR COLLECTOR	389,248	394,000	385,000
100-340-46000	DISTRICT ATTORNEY	2,414	3,000	2,000
100-340-47000	DISTRICT CLERK	35,194	40,000	34,000
100-340-49000	COUNTY TREASURER	18,738	14,000	16,000
100-340-49500	JUSTICE OF THE PEACE FEES	71,728	55,000	63,000
340 - CHARGES FOR SERVICES Totals.		726,000	694,000	696,000
360 - MISCELLANEOUS REVENUES				
100-360-41001	INTEREST EARNINGS	110,032	94,669	110,000
100-360-41020	MISCELLANEOUS REVENUE	197,913	74,168	67,000
100-360-41030	FAMILY PROTECTION FEE	1,740	2,000	2,000
100-360-41041	VITAL ARCHIVE - COUNTY CLERK	462	-	-
100-360-41051	JUDICIARY SUPPORT FEE	1,682	-	-
100-360-41062	TIME PAYMENT EFTIC	1,156	-	-
100-360-41080	C/C CIVIL GUARDIANSHIP	1,800	-	-
100-360-41091	EXPOSITION BUILDING	550	-	-
100-360-41100	HOSPITAL COLLECTIONS	850	-	-
100-360-41112	CHILD ABUSE PREVENTION	58	-	-
100-360-41114	CHILD SAFETY FEE	-	-	20,000
100-360-41164	MISCELLANEOUS UNCLAIMED FUNDS	1,013	-	-
360 - MISCELLANEOUS REVENUES Totals.		317,256	170,837	199,000
Revenue Totals.		16,368,717	15,766,069	15,145,774

2018 ADOPTED BUDGET

<u>Account Number</u>	<u>Account Name</u>	<u>2016 ACTIVITY</u>	<u>2017 BUDGET</u>	<u>2018 ADOPTED</u>
400 - COUNTY JUDGE				
510 - PERSONAL SERVICES				
100-400-51010	ELECTED OFFICIALS	66,814	66,814	66,814
100-400-51030	ADMINISTRATIVE ASSISTANT	40,613	40,613	40,613
	510 - PERSONAL SERVICES Totals:	107,427	107,427	107,427
520 - BENEFITS				
100-400-52010	SOCIAL SECURITY TAXES	7,840	8,219	8,219
100-400-52020	GROUP MEDICAL & LIFE INSURANCE	24,020	26,000	27,548
100-400-52030	RETIREMENT & DEATH BENEFITS	25,804	25,729	25,751
100-400-52040	WORKERS COMPENSATION	376	645	645
100-400-52060	UNEMPLOYMENT INSURANCE	130	538	538
100-400-52070	OTHER POST EMPLOYMENT BENEFITS	10,388	12,236	22,324
	520 - BENEFITS Totals:	68,558	73,367	85,025
530 - SUPPLIES				
100-400-53100	OFFICE SUPPLIES & REPAIRS	703	1,200	750
100-400-53120	LAW BOOKS	2,526	-	-
	530 - SUPPLIES Totals:	3,229	1,200	750
540 - OTHER SERVICES AND CHARGES				
100-400-54200	COMMUNICATION TELEPHONE	24	400	400
100-400-54270	CONFERENCES AND DUES	3,898	4,000	2,000
100-400-54990	MISCELLANEOUS	47	150	100
	540 - OTHER SERVICES AND CHARGES Totals:	3,969	4,550	2,500
550 - CAPITAL OUTLAY				
100-400-55270	FURNITURE & EQUIPMENT	200	450	450
	550 - CAPITAL OUTLAY Totals:	200	450	450
	400 - COUNTY JUDGE Totals	183,383	186,994	196,152

2018 ADOPTED BUDGET

Account Number	Account Name	2016 ACTIVITY	2017 BUDGET	2018 ADOPTED
401 - COMMISSIONERS				
510 - PERSONAL SERVICES				
100-401-51010	ELECTED OFFICIALS	215,984	215,984	215,984
	510 - PERSONAL SERVICES Totals.	215,984	215,984	215,984
520 - BENEFITS				
100-401-52010	SOCIAL SECURITY TAXES	15,234	16,523	16,523
100-401-52020	GROUP MEDICAL & LIFE INSURANCE	48,040	52,000	55,096
100-401-52030	RETIREMENT & DEATH BENEFITS	51,879	51,729	51,772
100-401-52040	WORKERS COMPENSATION	954	1,296	1,296
100-401-52070	OTHER POST EMPLOYMENT BENEFITS	20,886	24,601	44,882
	520 - BENEFITS Totals.	136,993	146,149	169,569
540 - OTHER SERVICES AND CHARGES				
100-401-54200	COMMUNICATION TELEPHONE	0	100	100
100-401-54270	CONFERENCES AND DUES	4,432	5,000	5,000
100-401-54990	MISCELLANEOUS	48	100	100
	540 - OTHER SERVICES AND CHARGES Totals:	4,480	5,200	5,200
550 - CAPITAL OUTLAY				
100-401-55270	FURNITURE & EQUIPMENT	-	150	150
	550 - CAPITAL OUTLAY Totals:	-	150	150
	401 - COMMISSIONERS Totals	357,457	367,483	390,903

2018 ADOPTED BUDGET

<u>Account Number</u>	<u>Account Name</u>	<u>2016 ACTIVITY</u>	<u>2017 BUDGET</u>	<u>2018 ADOPTED</u>
403 - COUNTY CLERK				
510 - PERSONAL SERVICES				
100-403-51010	ELECTED OFFICIALS	53,996	53,996	53,996
100-403-51040	DEPUTIES	123,742	129,814	130,315
	510 - PERSONAL SERVICES Totals.	177,738	183,810	184,311
520 - BENEFITS				
100-403-52010	SOCIAL SECURITY TAXES	12,555	14,062	14,100
100-403-52020	GROUP MEDICAL & LIFE INSURANCE	57,066	65,000	68,870
100-403-52030	RETIREMENT & DEATH BENEFITS	42,693	44,023	44,180
100-403-52040	WORKERS COMPENSATION	756	1,291	1,291
100-403-52060	UNEMPLOYMENT INSURANCE	396	1,076	922
100-403-52070	OTHER POST EMPLOYMENT BENEFITS	17,187	20,936	38,300
	520 - BENEFITS Totals.	130,653	146,388	167,663
530 - SUPPLIES				
100-403-53100	OFFICE SUPPLIES & REPAIRS	8,852	8,183	10,000
	530 - SUPPLIES Totals	8,852	8,183	10,000
540 - OTHER SERVICES AND CHARGES				
100-403-54200	COMMUNICATION TELEPHONE	372	500	500
100-403-54270	CONFERENCES AND DUES	5,105	3,000	3,000
100-403-54360	RENTALS MICROFILMING & INDEXING	71,823	76,000	76,000
100-403-54620	COPY MACHINE RENTALS & SUPPLIES	3,369	5,000	5,000
100-403-54990	MISCELLANEOUS	-	2,067	250
	540 - OTHER SERVICES AND CHARGES Totals.	80,669	86,567	84,750
550 - CAPITAL OUTLAY				
100-403-55270	FURNITURE & EQUIPMENT	4,302	8,128	8,128
	550 - CAPITAL OUTLAY Totals:	4,302	8,128	8,128
	403 - COUNTY CLERK Totals	402,214	433,076	454,852

DEPUTIES.
 (1) @ 35,914
 (3) @ 31,467
 TOTAL DEPUTIES = 130,315

2018 ADOPTED BUDGET

Account Number	Account Name	2016 ACTIVITY	2017 BUDGET	2018 ADOPTED
405 - VETERANS SERVICE OFFICE				
510 - PERSONAL SERVICES				
100-405-51020	APPOINTED OFFICIAL	39,102	39,102	39,102
100-405-51050	SECRETARIES	31,466	31,346	31,467
510 - PERSONAL SERVICES Totals:		70,568	70,448	70,569
520 - BENEFITS				
100-405-52010	SOCIAL SECURITY TAXES	5,398	5,390	5,399
100-405-52020	GROUP MEDICAL & LIFE INSURANCE	23,934	26,000	27,548
100-405-52030	RETIREMENT & DEATH BENEFITS	16,951	16,873	16,916
100-405-52040	WORKERS COMPENSATION	247	423	423
100-405-52060	UNEMPLOYMENT INSURANCE	226	353	353
100-405-52070	OTHER POST EMPLOYMENT BENEFITS	6,824	8,025	14,665
520 - BENEFITS Totals		53,580	57,064	65,304
530 - SUPPLIES				
100-405-53100	OFFICE SUPPLIES & REPAIRS	262	600	400
530 - SUPPLIES Totals		262	600	400
540 - OTHER SERVICES AND CHARGES				
100-405-54200	COMMUNICATION TELEPHONE	21	500	500
100-405-54270	CONFERENCES AND DUES	816	1,300	1,000
100-405-54860	PROGRAMMING & COMPUTER SERVICES	700	800	800
100-405-54990	MISCELLANEOUS	-	250	200
540 - OTHER SERVICES AND CHARGES Totals		1,537	2,850	2,500
550 - CAPITAL OUTLAY				
100-405-55270	FURNITURE & EQUIPMENT	210	300	250
550 - CAPITAL OUTLAY Totals		210	300	250
405 - VETERANS SERVICE OFFICE Totals		126,157	131,262	139,023

2018 ADOPTED BUDGET

Account Number	Account Name	2016 ACTIVITY	2017 BUDGET	2018 ADOPTED
407 - AIRPORT				
510 - PERSONAL SERVICES				
100-407-51160	AIRPORT MANAGER	40,069	39,916	40,069
100-407-51650	TRAVEL ALLOWANCE	1,200	1,200	1,200
510 - PERSONAL SERVICES Totals:		41,269	41,116	41,269
520 - BENEFITS				
100-407-52010	SOCIAL SECURITY TAXES	3,057	3,146	3,158
100-407-52020	GROUP MEDICAL & LIFE INSURANCE	12,010	13,000	13,774
100-407-52030	RETIREMENT & DEATH BENEFITS	9,913	9,848	9,893
100-407-52040	WORKERS COMPENSATION	1,062	1,133	1,133
100-407-52060	UNEMPLOYMENT INSURANCE	132	206	206
100-407-52070	OTHER POST EMPLOYMENT BENEFITS	3,991	4,684	8,576
520 - BENEFITS Totals:		30,165	32,017	36,740
530 - SUPPLIES				
100-407-53100	OFFICE SUPPLIES & REPAIRS	1,142	1,500	1,500
100-407-53560	REPAIR AND MAINTENANCE SUPPLIES	1,977	1,400	1,400
530 - SUPPLIES Totals:		3,119	2,900	2,900
540 - OTHER SERVICES AND CHARGES				
100-407-54150	PROFESSIONAL SERVICES	2,377	16,375	4,000
100-407-54200	COMMUNICATION TELEPHONE	1,739	1,700	1,700
100-407-54430	UTILITIES	10,782	12,945	12,945
100-407-54480	CONTRACTOR SERVICES	-	2,200	3,000
100-407-54610	RENTALS & LEASES	1,476	1,800	1,800
540 - OTHER SERVICES AND CHARGES Totals:		16,374	35,020	23,445
550 - CAPITAL OUTLAY				
100-407-55270	FURNITURE & EQUIPMENT	-	850	50
550 - CAPITAL OUTLAY Totals:		-	850	50
407 - AIRPORT Totals		90,927	111,903	104,404

2018 ADOPTED BUDGET

<u>Account Number</u>	<u>Account Name</u>	<u>2016 ACTIVITY</u>	<u>2017 BUDGET</u>	<u>2018 ADOPTED</u>
409 - MISC & NON DEPARTMENTAL				
510 - PERSONAL SERVICES				
100-409-51070	FLOATING SECRETARIES	31,466	31,346	-
100-409-51120	EMERGENCY MANAGEMENT COORDINATOR	6,000	6,000	6,000
100-409-51800	BENEFITS TERMINATION PAY	10,424	27,000	12,000
510 - PERSONAL SERVICES Totals:		47,890	64,346	18,000
520 - BENEFITS				
100-409-52010	SOCIAL SECURITY TAXES	3,645	3,775	1,377
100-409-52020	GROUP MEDICAL & LIFE INSURANCE	12,096	13,000	-
100-409-52030	RETIREMENT & DEATH BENEFITS	11,503	11,819	4,315
100-409-52040	WORKERS COMPENSATION	438	6,500	900
100-409-52060	UNEMPLOYMENT INSURANCE	153	19,000	19,000
100-409-52070	OTHER POST EMPLOYMENT BENEFITS	4,631	5,621	3,741
100-409-52130	OPTIONAL RETIREMENT CONTRIBUTION	550,000	550,000	550,000
100-409-52140	RETIREE MEDICAL INS TRUST CONTRIB	3,297,819	3,297,819	150,000
520 - BENEFITS Totals:		3,880,285	3,907,534	729,333
540 - OTHER SERVICES AND CHARGES				
100-409-54010	OUTSIDE AUDIT	30,773	39,000	36,000
100-409-54060	APPRAISAL DISTRICT	195,704	250,000	250,000
100-409-54070	ECONOMIC DEVELOPMENT/ CHAMBER OF	25,868	14,300	14,300
100-409-54071	ECONOMIC DEVELOPMENT MATCH (ETEDD)	3,333	3,400	3,400
100-409-54080	CONTINGENCY	-	263,665	400,000
100-409-54101	COMPUTER SERVICES & SUPPLIES	468,732	545,000	531,150
100-409-54110	DUES MEMBERSHIP & FEES STATE & NA	7,746	7,700	7,700
100-409-54120	INSURANCE/ LIAB FIRE ETC	324,075	360,000	360,000
100-409-54150	PROFESSIONAL SERVICES	187,783	86,580	24,000
100-409-54200	COMMUNICATION TELEPHONE	56,788	55,000	55,000
100-409-54250	EMERGENCY MANAGEMENT	4,557	5,000	5,000
100-409-54300	ADVERTISING & PUBLICATIONS	4,878	10,000	10,000
100-409-54420	POSTAGE	55,864	60,000	60,000
100-409-54490	PHYSICALS & DRUG SCREEN TESTING	3,042	2,000	2,000
100-409-54550	SOIL & CONSERVATION DIST CONTRAC	2,000	2,000	2,000
100-409-54620	COPY MACHINE RENTALS & SUPPLIES	24,429	24,000	24,000
100-409-54870	ANIMAL CONTROL	45,636	50,000	48,000
100-409-54900	HISTORICAL MARKERS	-	1,000	1,000
100-409-54910	HISTORICAL COMMISSION	2,813	6,564	6,564
100-409-54940	LOSS CONTROL	-	1,000	1,000
100-409-54990	MISCELLANEOUS	4,611	4,500	4,500
540 - OTHER SERVICES AND CHARGES Totals:		1,448,632	1,790,709	1,845,614
550 - CAPITAL OUTLAY				
100-409-55270	FURNITURE & EQUIPMENT	9,950	23,687	7,000
550 - CAPITAL OUTLAY Totals:		9,950	23,687	7,000
409 - MISC & NON DEPARTMENTAL Totals:		5,386,757	5,786,276	2,599,947

2018 ADOPTED BUDGET

Account Number	Account Name	2016 ACTIVITY	2017 BUDGET	2018 ADOPTED
426 - COUNTY COURT AT LAW				
510 - PERSONAL SERVICES				
100-426-51010	ELECTED OFFICIALS	140,000	140,000	140,000
100-426-51100	COURT REPORTER	61,249	61,249	61,249
100-426-51180	COURT COORDINATOR	6,000	6,000	6,000
510 - PERSONAL SERVICES Totals		207,249	207,249	207,249
520 - BENEFITS				
100-426-52010	SOCIAL SECURITY TAXES	14,355	15,855	15,855
100-426-52020	GROUP MEDICAL & LIFE INSURANCE	24,020	26,000	27,548
100-426-52030	RETIREMENT & DEATH BENEFITS	49,781	49,637	49,679
100-426-52040	WORKERS COMPENSATION	726	1,243	1,243
100-426-52060	UNEMPLOYMENT INSURANCE	215	245	245
100-426-52070	OTHER POST EMPLOYMENT BENEFITS	20,041	23,606	43,067
520 - BENEFITS Totals		109,138	116,586	137,637
530 - SUPPLIES				
100-426-53100	OFFICE SUPPLIES & REPAIRS	1,353	1,400	1,200
100-426-53120	LAW BOOKS	2,352	8,736	2,000
530 - SUPPLIES Totals		3,705	10,136	3,200
540 - OTHER SERVICES AND CHARGES				
100-426-54170	VISITING JUDGES	-	1,000	500
100-426-54200	COMMUNICATION TELEPHONE	7	200	50
100-426-54270	CONFERENCES AND DUES	630	1,100	1,000
100-426-54990	MISCELLANEOUS	210	-	210
540 - OTHER SERVICES AND CHARGES Totals		847	2,300	1,760
550 - CAPITAL OUTLAY				
100-426-55270	FURNITURE & EQUIPMENT	3,265	3,000	2,500
550 - CAPITAL OUTLAY Totals		3,265	3,000	2,500
426 - COUNTY COURT AT LAW Totals		324,204	339,271	352,346

2018 ADOPTED BUDGET

Account Number	Account Name	2016 ACTIVITY	2017 BUDGET	2018 ADOPTED
435 - DISTRICT COURT				
510 - PERSONAL SERVICES				
100-435-51100	COURT REPORTER	35,126	35,126	35,126
100-435-51180	ADMINISTRATOR/SECRETARY	39,898	39,898	39,898
510 - PERSONAL SERVICES Totals:		75,024	75,024	75,024
520 - BENEFITS				
100-435-52010	SOCIAL SECURITY TAXES	4,958	5,740	5,740
100-435-52020	GROUP MEDICAL & LIFE INSURANCE	24,020	26,000	27,548
100-435-52030	RETIREMENT & DEATH BENEFITS	18,021	17,969	17,984
100-435-52040	WORKERS COMPENSATION	263	450	450
100-435-52060	UNEMPLOYMENT INSURANCE	240	376	376
100-435-52070	OTHER POST EMPLOYMENT BENEFITS	7,255	8,546	15,590
520 - BENEFITS Totals:		54,757	59,081	67,688
530 - SUPPLIES				
100-435-53100	OFFICE SUPPLIES & REPAIRS	1,782	3,000	3,000
100-435-53120	LAW BOOKS	3,744	3,500	3,500
530 - SUPPLIES Totals		5,526	6,500	6,500
540 - OTHER SERVICES AND CHARGES				
100-435-54120	INSURANCE/LIAB FIRE ETC	-	1,500	1,500
100-435-54150	PROFESSIONAL SERVICES	-	2,000	500
100-435-54160	VISITING COURT REPORTER	-	1,000	500
100-435-54200	COMMUNICATION TELEPHONE	365	400	375
100-435-54270	CONFERENCES AND DUES	1,030	2,500	2,000
100-435-54990	MISCELLANEOUS	-	600	300
540 - OTHER SERVICES AND CHARGES Totals:		1,395	8,000	5,175
550 - CAPITAL OUTLAY				
100-435-55270	FURNITURE & EQUIPMENT	4,198	4,500	4,000
550 - CAPITAL OUTLAY Totals:		4,198	4,500	4,000
435 - DISTRICT COURT Totals		140,900	153,105	158,387

2018 ADOPTED BUDGET

Account Number	Account Name	2016 ACTIVITY	2017 BUDGET	2018 ADOPTED
450 - DISTRICT CLERK				
510 - PERSONAL SERVICES				
100-450-51010	ELECTED OFFICIALS	53,996	53,996	53,996
100-450-51040	DEPUTIES	161,778	161,160	130,315
	510 - PERSONAL SERVICES Totals	215,774	215,156	184,311
520 - BENEFITS				
100-450-52010	SOCIAL SECURITY TAXES	14,993	16,460	14,100
100-450-52020	GROUP MEDICAL & LIFE INSURANCE	72,059	78,000	68,870
100-450-52030	RETIREMENT & DEATH BENEFITS	51,829	51,530	44,180
100-450-52040	WORKERS COMPENSATION	756	1,291	1,291
100-450-52060	UNEMPLOYMENT INSURANCE	518	1,075	922
100-450-52070	OTHER POST EMPLOYMENT BENEFITS	20,865	24,507	38,300
	520 - BENEFITS Totals:	161,020	172,863	167,663
530 - SUPPLIES				
100-450-53100	OFFICE SUPPLIES & REPAIRS	8,424	13,000	13,000
	530 - SUPPLIES Totals:	8,424	13,000	13,000
540 - OTHER SERVICES AND CHARGES				
100-450-54200	COMMUNICATION TELEPHONE	384	400	400
100-450-54270	CONFERENCES AND DUES	2,454	4,000	2,000
100-450-54361	PRESERVATION & RESTORATION	35,000	35,800	35,800
100-450-54990	MISCELLANEOUS	-	300	300
	540 - OTHER SERVICES AND CHARGES Totals:	37,838	40,500	38,500
550 - CAPITAL OUTLAY				
100-450-55270	FURNITURE & EQUIPMENT	7,716	5,628	5,628
	550 - CAPITAL OUTLAY Totals:	7,716	5,628	5,628
	450 - DISTRICT CLERK Totals	430,772	447,147	409,102
DEPUTIES				
(1) @ 35,914				
(3) @ 31,467				
TOTAL DEPUTIES = 130,315				

2018 ADOPTED BUDGET

<u>Account Number</u>	<u>Account Name</u>	<u>2016 ACTIVITY</u>	<u>2017 BUDGET</u>	<u>2018 ADOPTED</u>
455 - JUSTICE OF THE PEACE PCT 1 & 4				
510 - PERSONAL SERVICES				
100-455-51010	ELECTED OFFICIALS	53,996	53,996	53,996
100-455-51050	SECRETARIES	62,932	62,692	47,201
510 - PERSONAL SERVICES Totals.		116,928	116,688	101,197
520 - BENEFITS				
100-455-52010	SOCIAL SECURITY TAXES	8,795	8,927	7,742
100-455-52020	GROUP MEDICAL & LIFE INSURANCE	36,030	39,000	34,435
100-455-52030	RETIREMENT & DEATH BENEFITS	28,087	27,947	24,257
100-455-52040	WORKERS COMPENSATION	410	701	701
100-455-52060	UNEMPLOYMENT INSURANCE	202	584	584
100-455-52070	OTHER POST EMPLOYMENT BENEFITS	11,307	13,291	21,029
520 - BENEFITS Totals:		84,831	90,450	88,748
530 - SUPPLIES				
100-455-53100	OFFICE SUPPLIES & REPAIRS	5,485	3,750	3,750
530 - SUPPLIES Totals:		5,485	3,750	3,750
540 - OTHER SERVICES AND CHARGES				
100-455-54100	PROFESSIONAL SERVICES COMPUTER	5,574	5,575	
100-455-54150	PROFESSIONAL SERVICES	594	1,000	1,000
100-455-54200	COMMUNICATION TELEPHONE	363	500	500
100-455-54260	TRAVEL	615	800	800
100-455-54270	CONFERENCES AND DUES	1,978	3,500	3,500
100-455-54990	MISCELLANEOUS	-	200	200
540 - OTHER SERVICES AND CHARGES Totals.		9,124	11,575	6,000
550 - CAPITAL OUTLAY				
100-455-55270	FURNITURE & EQUIPMENT	456	500	500
550 - CAPITAL OUTLAY Totals:		456	500	500
455 - JUSTICE OF THE PEACE PCT 1 & 4 Totals		216,824	222,963	200,195
COURT CLERKS				
(1) @ 31,467				
(1) @ 15,734				
TOTAL = 47,201				

2018 ADOPTED BUDGET

Account Number	Account Name	2016 ACTIVITY	2017 BUDGET	2018 ADOPTED
457 - JUSTICE OF THE PEACE PCT 2 & 3				
510 - PERSONAL SERVICES				
100-457-51010	ELECTED OFFICIALS	53,996	53,996	53,996
100-457-51050	SECRETARIES	62,932	62,692	47,201
	510 - PERSONAL SERVICES Totals.	116,928	116,688	101,197
520 - BENEFITS				
100-457-52010	SOCIAL SECURITY TAXES	8,624	8,927	7,742
100-457-52020	GROUP MEDICAL & LIFE INSURANCE	36,030	39,000	34,435
100-457-52030	RETIREMENT & DEATH BENEFITS	28,086	27,947	24,257
100-457-52040	WORKERS COMPENSATION	410	700	701
100-457-52060	UNEMPLOYMENT INSURANCE	201	584	584
100-457-52070	OTHER POST EMPLOYMENT BENEFITS	11,307	13,291	21,029
	520 - BENEFITS Totals.	84,658	90,449	88,748
530 - SUPPLIES				
100-457-53100	OFFICE SUPPLIES & REPAIRS	6,693	6,000	5,500
100-457-53130	COMPUTER REPLACEMENT PARTS	-	1,000	500
	530 - SUPPLIES Totals.	6,693	7,000	6,000
540 - OTHER SERVICES AND CHARGES				
100-457-54100	PROFESSIONAL SERVICES COMPUTER	5,574	5,575	
100-457-54150	PROFESSIONAL SERVICES	744	1,000	900
100-457-54200	COMMUNICATION TELEPHONE	376	700	800
100-457-54260	TRAVEL	1,453	2,500	2,300
100-457-54270	CONFERENCES AND DUES	3,494	3,800	3,800
100-457-54990	MISCELLANEOUS	7	200	200
	540 - OTHER SERVICES AND CHARGES Totals.	11,648	13,775	8,000
550 - CAPITAL OUTLAY				
100-457-55270	FURNITURE & EQUIPMENT	200	995	495
	550 - CAPITAL OUTLAY Totals:	200	995	495
	457 - JUSTICE OF THE PEACE PCT 2 & 3 Totals	220,127	228,907	204,440

COURT CLERKS
 (1) @ 31,467
 (1) @ 15,734
 TOTAL = 47,201

2018 ADOPTED BUDGET

Account Number	Account Name	2016 ACTIVITY	2017 BUDGET	2018 ADOPTED
465 - JUDICIAL				
510 - PERSONAL SERVICES				
100-465-51300	BAILIFF AND SECURITY	31,476	31,117	31,477
	510 - PERSONAL SERVICES Totals:	31,476	31,117	31,477
520 - BENEFITS				
100-465-52010	SOCIAL SECURITY TAXES	2,355	2,381	2,408
100-465-52020	GROUP MEDICAL & LIFE INSURANCE	12,010	13,000	13,774
100-465-52030	RETIREMENT & DEATH BENEFITS	7,561	7,453	7,546
100-465-52040	WORKERS COMPENSATION	664	826	826
100-465-52060	UNEMPLOYMENT INSURANCE	101	125	125
100-465-52070	OTHER POST EMPLOYMENT BENEFITS	3,044	3,545	6,541
	520 - BENEFITS Totals:	25,735	27,330	31,220
540 - OTHER SERVICES AND CHARGES				
100-465-54140	JURORS DISTRICT & COUNTY	21,378	30,000	26,000
100-465-54200	COMMUNICATION TELEPHONE	-	100	100
100-465-54270	CONFERENCES AND DUES	-	1,000	800
100-465-54990	MISCELLANEOUS	-	100	100
	540 - OTHER SERVICES AND CHARGES Totals	21,378	31,200	27,000
	465 - JUDICIAL Totals	78,589	89,647	89,697

2018 ADOPTED BUDGET

Account Number	Account Name	2016 ACTIVITY	2017 BUDGET	2018 ADOPTED
477 - CRIMINAL DISTRICT ATTORNEY				
510 - PERSONAL SERVICES				
100-477-51010	ELECTED OFFICIALS	3,640	3,640	3,640
100-477-51020	APPOINTED OFFICIALS	155,626	166,385	81,113
100-477-51030	ADMINISTRATIVE ASSISTANT	40,758	40,602	40,758
100-477-51050	SECRETARIES	90,232	94,038	94,401
100-477-51640	COURT COORDINATOR & SPECIALIST	44,375	44,375	44,375
510 - PERSONAL SERVICES Totals:		334,631	349,040	264,287
520 - BENEFITS				
100-477-52010	SOCIAL SECURITY TAXES	29,556	28,742	22,453
100-477-52020	GROUP MEDICAL & LIFE INSURANCE	81,474	91,000	82,644
100-477-52030	RETIREMENT & DEATH BENEFITS	89,570	89,983	70,351
100-477-52040	WORKERS COMPENSATION	2,160	2,767	2,767
100-477-52060	UNEMPLOYMENT INSURANCE	1,193	1,486	1,486
100-477-52070	OTHER POST EMPLOYMENT BENEFITS	35,707	42,379	60,232
520 - BENEFITS Totals:		239,660	256,357	239,933
530 - SUPPLIES				
100-477-53100	OFFICE SUPPLIES & REPAIRS	4,133	10,000	7,000
100-477-53120	LAW BOOKS	24,999	17,000	17,000
530 - SUPPLIES Totals:		29,132	27,000	24,000
540 - OTHER SERVICES AND CHARGES				
100-477-54120	INSURANCE	4,409	4,000	4,000
100-477-54150	PROFESSIONAL SERVICES	11,758	11,450	11,450
100-477-54180	WITNESS EXPENSE	-	2,500	2,500
100-477-54200	COMMUNICATION TELEPHONE	1,489	2,000	2,000
100-477-54270	CONFERENCES AND DUES	2,914	5,000	5,000
100-477-54492	LAW ENFORCEMENT OFFICER STANDARD	-	1,000	1,000
100-477-54540	PARTS REPAIRS GAS AND TRANS EXP	213	1,250	1,250
100-477-54990	MISCELLANEOUS	4,465	500	500
540 - OTHER SERVICES AND CHARGES Totals:		25,248	27,700	27,700
550 - CAPITAL OUTLAY				
100-477-55270	FURNITURE & EQUIPMENT	785	2,500	2,500
550 - CAPITAL OUTLAY Totals:		785	2,500	2,500
477 - CRIMINAL DISTRICT ATTORNEY Totals		629,456	662,597	558,420
SECRETARIES				
(3) @ 31,467				
TOTAL = 94,401				

2018 ADOPTED BUDGET

Account Number	Account Name	2016 ACTIVITY	2017 BUDGET	2018 ADOPTED
478 - LAWSUITS VS COUNTY				
540 - OTHER SERVICES AND CHARGES				
100-478-54880	SETTLEMENTS & OTHERS	-	10,000	1,000
100-478-54890	ATTORNEY FEES	6,215	12,500	10,000
	540 - OTHER SERVICES AND CHARGES Totals:	6,215	22,500	11,000
	478 - LAWSUITS VS COUNTY Totals	6,215	22,500	11,000

2018 ADOPTED BUDGET

Account Number	Account Name	2016 ACTIVITY	2017 BUDGET	2018 ADOPTED
490 - ELECTIONS				
510 - PERSONAL SERVICES				
100-490-51501	ELECTIONS	8,380	16,000	16,000
	510 - PERSONAL SERVICES Totals:	8,380	16,000	16,000
520 - BENEFITS				
100-490-52010	SOCIAL SECURITY TAXES	-	1,224	1,224
100-490-52040	WORKERS COMPENSATION	56	182	182
	520 - BENEFITS Totals:	56	1,406	1,406
530 - SUPPLIES				
100-490-53100	OFFICE SUPPLIES & REPAIRS	2,993	3,034	3,034
	530 - SUPPLIES Totals	2,993	3,034	3,034
540 - OTHER SERVICES AND CHARGES				
100-490-54081	POLLING PLACE RENTAL	850	900	900
100-490-54150	PROFESSIONAL SERVICES	9,412	18,000	18,000
100-490-54400	HARDWARE MAINTENANCE	14,304	21,000	21,000
	540 - OTHER SERVICES AND CHARGES Totals:	24,566	39,900	39,900
550 - CAPITAL OUTLAY				
100-490-55270	FURNITURE & EQUIPMENT	2,390	50	50
	550 - CAPITAL OUTLAY Totals:	2,390	50	50
	490 - ELECTIONS Totals	38,385	60,390	60,390

2018 ADOPTED BUDGET

Account Number	Account Name	2016 ACTIVITY	2017 BUDGET	2018 ADOPTED
491 - ELECTIONS ADMINISTRATION				
510 - PERSONAL SERVICES				
100-491-51020	APPOINTED OFFICIAL	39,108	38,959	39,109
100-491-51040	DEPUTIES	31,466	31,346	31,467
510 - PERSONAL SERVICES Totals:		70,574	70,305	70,576
520 - BENEFITS				
100-491-52010	SOCIAL SECURITY TAXES	5,141	5,379	5,400
100-491-52020	GROUP MEDICAL & LIFE INSURANCE	24,020	26,000	27,548
100-491-52030	RETIREMENT & DEATH BENEFITS	16,952	16,839	16,918
100-491-52040	WORKERS COMPENSATION	247	422	422
100-491-52060	UNEMPLOYMENT INSURANCE	226	352	352
100-491-52070	OTHER POST EMPLOYMENT BENEFITS	6,825	8,008	14,666
520 - BENEFITS Totals:		53,411	57,000	65,306
530 - SUPPLIES				
100-491-53100	OFFICE SUPPLIES & REPAIRS	4,546	2,500	2,500
530 - SUPPLIES Totals:		4,546	2,500	2,500
540 - OTHER SERVICES AND CHARGES				
100-491-54200	COMMUNICATION TELEPHONE	1,497	1,900	1,900
100-491-54270	CONFERENCES AND DUES	50	1,800	1,800
100-491-54990	MISCELLANEOUS	323	355	355
540 - OTHER SERVICES AND CHARGES Totals:		1,870	4,055	4,055
550 - CAPITAL OUTLAY				
100-491-55270	FURNITURE & EQUIPMENT	-	50	50
550 - CAPITAL OUTLAY Totals:		-	50	50
491 - ELECTIONS ADMINISTRATION Totals		130,401	133,910	142,487

2018 ADOPTED BUDGET

Account Number	Account Name	2016 ACTIVITY	2017 BUDGET	2018 ADOPTED
495 - COUNTY AUDITOR				
510 - PERSONAL SERVICES				
100-495-51020	APPOINTED OFFICIAL	66,814	66,814	66,814
100-495-51031	AUDITOR ASSISTANTS	99,648	100,859	100,859
510 - PERSONAL SERVICES Totals:		166,462	167,673	167,673
520 - BENEFITS				
100-495-52010	SOCIAL SECURITY TAXES	11,355	12,829	12,827
100-495-52020	GROUP MEDICAL & LIFE INSURANCE	36,030	39,000	41,322
100-495-52030	RETIREMENT & DEATH BENEFITS	39,984	40,158	40,192
100-495-52040	WORKERS COMPENSATION	587	1,006	1,006
100-495-52060	UNEMPLOYMENT INSURANCE	533	801	801
100-495-52070	OTHER POST EMPLOYMENT BENEFITS	16,097	19,098	34,843
520 - BENEFITS Totals:		104,586	112,892	130,991
530 - SUPPLIES				
100-495-53100	OFFICE SUPPLIES & REPAIRS	2,101	2,600	2,400
530 - SUPPLIES Totals:		2,101	2,600	2,400
540 - OTHER SERVICES AND CHARGES				
100-495-54150	PROFESSIONAL SERVICES	107	700	400
100-495-54200	COMMUNICATION TELEPHONE	414	700	600
100-495-54270	CONFERENCES AND DUES	3,253	6,000	5,500
100-495-54350	RE-CREATION PRINTING & BINDERY	1,697	1,700	1,700
100-495-54990	MISCELLANEOUS	-	376	376
540 - OTHER SERVICES AND CHARGES Totals:		5,471	9,476	8,576
550 - CAPITAL OUTLAY				
100-495-55270	FURNITURE & EQUIPMENT	61	3,300	3,300
550 - CAPITAL OUTLAY Totals:		61	3,300	3,300
495 - COUNTY AUDITOR Totals		278,681	295,941	312,940

2018 ADOPTED BUDGET

Account Number	Account Name	2016 ACTIVITY	2017 BUDGET	2018 ADOPTED
497 - COUNTY TREASURER				
510 - PERSONAL SERVICES				
100-497-51010	ELECTED OFFICIALS	53,996	53,996	53,996
100-497-51040	DEPUTIES	67,380	67,122	67,381
	510 - PERSONAL SERVICES Totals.	121,376	121,118	121,377
520 - BENEFITS				
100-497-52010	SOCIAL SECURITY TAXES	8,666	9,266	9,286
100-497-52020	GROUP MEDICAL & LIFE INSURANCE	36,030	39,000	41,322
100-497-52030	RETIREMENT & DEATH BENEFITS	29,155	29,008	29,095
100-497-52040	WORKERS COMPENSATION	425	727	727
100-497-52060	UNEMPLOYMENT INSURANCE	216	606	606
100-497-52070	OTHER POST EMPLOYMENT BENEFITS	11,737	13,796	25,223
	520 - BENEFITS Totals.	86,229	92,403	106,259
530 - SUPPLIES				
100-497-53100	OFFICE SUPPLIES & REPAIRS	2,800	2,800	2,800
	530 - SUPPLIES Totals.	2,800	2,800	2,800
540 - OTHER SERVICES AND CHARGES				
100-497-54200	COMMUNICATION TELEPHONE	357	450	450
100-497-54270	CONFERENCES AND DUES	1,448	3,200	3,200
100-497-54990	MISCELLANEOUS	16	200	200
	540 - OTHER SERVICES AND CHARGES Totals:	1,821	3,850	3,850
550 - CAPITAL OUTLAY				
100-497-55270	FURNITURE & EQUIPMENT	1,549	2,000	2,000
	550 - CAPITAL OUTLAY Totals.	1,549	2,000	2,000
	497 - COUNTY TREASURER Totals	213,775	222,171	236,286
DEPUTIES				
(1) @ 35,914				
(1) @ 31,467				
TOTAL = 67,381				

2018 ADOPTED BUDGET

Account Number	Account Name	2016 ACTIVITY	2017 BUDGET	2018 ADOPTED
499 - TAX COLLECTOR AND ASSESSOR				
510 - PERSONAL SERVICES				
100-499-51010	ELECTED OFFICIALS	53,996	53,996	53,996
100-499-51040	DEPUTIES	229,158	228,282	229,163
100-499-51092	PART TIME	15,907	18,928	-
510 - PERSONAL SERVICES Totals:		299,061	301,206	283,159
520 - BENEFITS				
100-499-52010	SOCIAL SECURITY TAXES	22,019	23,043	21,662
100-499-52020	GROUP MEDICAL & LIFE INSURANCE	95,084	104,000	110,192
100-499-52030	RETIREMENT & DEATH BENEFITS	71,835	72,139	67,874
100-499-52040	WORKERS COMPENSATION	1,058	1,808	1,808
100-499-52060	UNEMPLOYMENT INSURANCE	784	1,507	1,507
100-499-52070	OTHER POST EMPLOYMENT BENEFITS	27,381	34,308	58,841
520 - BENEFITS Totals:		218,161	236,805	261,884
530 - SUPPLIES				
100-499-53100	OFFICE SUPPLIES & REPAIRS	2,694	3,925	3,925
530 - SUPPLIES Totals:		2,694	3,925	3,925
540 - OTHER SERVICES AND CHARGES				
100-499-54150	PROFESSIONAL SERVICES	1,870	2,000	2,000
100-499-54200	COMMUNICATION TELEPHONE	1,175	690	1,390
100-499-54270	CONFERENCES AND DUES	3,799	4,700	4,000
100-499-54990	MISCELLANEOUS	-	500	500
540 - OTHER SERVICES AND CHARGES Totals:		6,844	7,890	7,890
550 - CAPITAL OUTLAY				
100-499-55270	FURNITURE & EQUIPMENT	-	50	50
550 - CAPITAL OUTLAY Totals:		-	50	50
499 - TAX COLLECTOR AND ASSESSOR Totals		526,760	549,876	556,908

DEPUTIES.

(2) @ 35,914 = 71,828

(5) @ 31,467 = 157,335

TOTAL = 229,163

2018 ADOPTED BUDGET

Account Number	Account Name	2016 ACTIVITY	2017 BUDGET	2018 ADOPTED
510 - BUILDING MAINTENANCE				
510 - PERSONAL SERVICES				
100-510-51020	APPOINTED OFFICIAL	40,062	40,062	40,062
100-510-51650	TRAVEL ALLOWANCE APPOINTED OFFICI	1,200	1,200	1,200
	510 - PERSONAL SERVICES Totals:	41,262	41,262	41,262
520 - BENEFITS				
100-510-52010	SOCIAL SECURITY TAXES	3,157	3,157	3,157
100-510-52020	GROUP MEDICAL & LIFE INSURANCE	11,996	13,000	13,774
100-510-52030	RETIREMENT & DEATH BENEFITS	9,911	9,883	9,891
100-510-52040	WORKERS COMPENSATION	1,210	2,582	2,582
100-510-52060	UNEMPLOYMENT INSURANCE	132	207	207
100-510-52070	OTHER POST EMPLOYMENT BENEFITS	3,990	4,700	8,575
	520 - BENEFITS Totals:	30,396	33,529	38,186
530 - SUPPLIES				
100-510-53050	S W E A T SUPPLIES	2,427	5,000	5,000
100-510-53350	OPERATING SUPPLIES	25,686	30,000	30,000
100-510-53560	REPAIR AND MAINTENANCE SUPPLIES	566	19,720	19,720
	530 - SUPPLIES Totals.	28,679	54,720	54,720
540 - OTHER SERVICES AND CHARGES				
100-510-54150	PROFESSIONAL SERVICES	110,163	120,000	120,000
100-510-54200	COMMUNICATION TELEPHONE	586	1,162	800
100-510-54430	UTILITIES	74,957	79,638	80,000
100-510-54570	REPAIRS AND RENOVATIONS	111,396	40,212	40,000
100-510-54990	MISCELLANEOUS	-	156	156
	540 - OTHER SERVICES AND CHARGES Totals.	297,102	241,168	240,956
550 - CAPITAL OUTLAY				
100-510-55270	FURNITURE & EQUIPMENT	-	50	50
	550 - CAPITAL OUTLAY Totals:	-	50	50
	510 - BUILDING MAINTENANCE Totals	397,439	370,729	375,174

2018 ADOPTED BUDGET

Account Number	Account Name	2016 ACTIVITY	2017 BUDGET	2018 ADOPTED
543 - FIRE PROTECTION				
540 - OTHER SERVICES AND CHARGES				
100-543-54660	FIRE SERVICES	1,500	1,500	1,500
540 - OTHER SERVICES AND CHARGES Totals		1,500	1,500	1,500
543 - FIRE PROTECTION Totals		1,500	1,500	1,500

2018 ADOPTED BUDGET

Account Number	Account Name	2016 ACTIVITY	2017 BUDGET	2018 ADOPTED
560 - SHERIFF				
510 - PERSONAL SERVICES				
100-560-51010	ELECTED OFFICIALS	54,236	54,236	54,236
100-560-51041	DEPUTIES & PATROL SERGEANT	787,062	788,401	791,385
	SECRETARIES	65,333	65,921	66,170
100-560-51212	COMMUNICATION OFFICERS	284,602	284,540	284,375
100-560-51214	ADMINISTRATIVE DEPUTY	39,422	39,423	39,566
100-560-51500	CHIEF DEPUTY	52,341	52,341	52,341
100-560-51510	CRIMINAL INVESTIGATOR/TRAINING OF	187,390	187,105	187,784
	510 - PERSONAL SERVICES Totals.	1,470,386	1,471,967	1,475,857
520 - BENEFITS				
100-560-52010	SOCIAL SECURITY TAXES	108,437	112,606	112,904
100-560-52020	GROUP MEDICAL & LIFE INSURANCE	406,347	442,000	468,316
100-560-52030	RETIREMENT & DEATH BENEFITS	353,189	352,537	353,763
100-560-52040	WORKERS COMPENSATION	28,212	47,206	47,206
100-560-52060	UNEMPLOYMENT INSURANCE	4,531	5,887	5,887
100-560-52070	OTHER POST EMPLOYMENT BENEFITS	142,187	167,658	306,684
	520 - BENEFITS Totals.	1,042,903	1,127,894	1,294,760
530 - SUPPLIES				
100-560-53100	OFFICE SUPPLIES & REPAIRS	24,686	24,500	24,500
100-560-53560	REPAIR AND MAINTENANCE SUPPLIES	345	3,000	3,000
100-560-53920	UNIFORMS	9,640	12,000	7,000
	530 - SUPPLIES Totals:	34,671	39,500	34,500
540 - OTHER SERVICES AND CHARGES				
100-560-54090	K/9 EXPENSE	1,061	3,000	3,000
100-560-54200	COMMUNICATION TELEPHONE	18,836	18,320	18,000
100-560-54270	CONFERENCES AND DUES	10,489	15,000	15,000
100-560-54320	CRIMINAL INVESTIGATION	6,958	8,000	8,000
100-560-54330	911 SUPPLIES REPAIRS ETC	-	2,000	2,000
100-560-54430	UTILITIES	25,212	26,000	26,000
100-560-54492	LAW ENFORCEMENT OFFICER STANDARD	3,950	4,000	4,000
100-560-54540	PARTS REPAIRS GAS AND TRANS E	143,996	246,320	241,000
100-560-54870	ANIMAL CONTROL	5,453	7,000	12,000
100-560-54990	MISCELLANEOUS	9,673	5,800	5,800
	540 - OTHER SERVICES AND CHARGES Totals.	225,628	335,440	334,800
550 - CAPITAL OUTLAY				
100-560-55270	FURNITURE & EQUIPMENT	185,989	125,000	125,000
	550 - CAPITAL OUTLAY Totals:	185,989	125,000	125,000
	560 - SHERIFF Totals	2,959,577	3,099,801	3,264,917

SHERIFF DEPARTMENT PERSONAL SERVICES DETAIL

	SALARY/ WAGES	HOLIDAY PAY	UNIFORM ALLOWANCE	TOTAL
SHERIFF	53,996	-	240	54,236
PATROL LIEUTENANT 2 @45,164	90,328	5,194	480	96,002
PATROL SERGEANT 1 @ 44,391	44,391	2,552	240	47,183
PATROL DEPUTIES 11@ 43,556	479,116	27,544	2,640	509,300
COURTHOUSE SECURITY OFFICER 1 @ 43,556	43,556	2,504	240	46,300
INVESTIGATIVE DEPUTY 1 @ 43,556	43,556	2,504	240	46,300
CIVIL PROCESS DEPUTY 1 @ 43,556	43,556	2,504	240	46,300
DEPUTIES & PATROL OFFICERS				791,385
SECRETARY/COMMUNICATIONS	34,223		240	34,463
SECRETARY	31,467	-	240	31,707
SECRETARIES				66,170
COMMUNICATION OFFICERS 8@ 33,388	267,104	15,351	1,920	284,375
COMMUNICATION OFFICERS				284,375
ADMINISTRATIVE DEPUTY	37,188	2,138	240	39,566
CHIEF DEPUTY	52,101	-	240	52,341
CRIMINAL INVESTIGATOR LIEUTENANT	45,164	2,597	240	48,001
CRIMINAL INVESTIGATOR	44,391	2,552	240	47,183
CRIMINAL INVESTIGATOR	43,556	2,504	240	46,300
CRIMINAL INVESTIGATOR	43,556	2,504	240	46,300
CRIMINAL INVESTIGATORS				187,784
TOTAL SHERIFFS DEPARTMENT PERSONAL SERVICES				1,475,857

2018 ADOPTED BUDGET

Account Number	Account Name	2016 ACTIVITY	2017 BUDGET	2018 ADOPTED
570 - CORRECTIONS / JAIL				
510 - PERSONAL SERVICES				
100-570-51200	DETENTION OFFICERS	961,824	975,005	978,530
	510 - PERSONAL SERVICES Totals.	961,824	975,005	978,530
520 - BENEFITS				
100-570-52010	SOCIAL SECURITY TAXES	71,686	74,588	74,858
100-570-52020	GROUP MEDICAL & LIFE INSURANCE	319,294	351,000	371,898
100-570-52030	RETIREMENT & DEATH BENEFITS	231,030	233,514	234,554
100-570-52040	WORKERS COMPENSATION	17,509	26,042	26,042
100-570-52060	UNEMPLOYMENT INSURANCE	3,078	4,876	4,876
100-570-52070	OTHER POST EMPLOYMENT BENEFITS	93,009	111,053	203,339
	520 - BENEFITS Totals:	735,606	801,073	915,567
530 - SUPPLIES				
100-570-53010	CLOTHING & BEDDING	2,856	4,000	4,000
100-570-53020	JAIL LAUNDRY	1,946	3,000	3,000
100-570-53100	OFFICE SUPPLIES & REPAIRS	2,977	3,000	3,000
100-570-53560	REPAIR AND MAINTENANCE SUPPLIES	11,736	15,500	20,000
100-570-53930	MISCELLANEOUS SUPPLIES	40,363	33,000	33,000
	530 - SUPPLIES Totals:	59,878	58,500	63,000
540 - OTHER SERVICES AND CHARGES				
	MEDICAL PRISONERS	143,061	159,500	143,500
	JAIL BOARD-PRISONERS FOODETC	109,420	151,000	139,500
100-570-54200	COMMUNICATION TELEPHONE	816	2,000	2,000
100-570-54430	UTILITIES	63,479	93,000	75,000
100-570-54570	REPAIRS AND RENOVATIONS	15,273	18,000	20,000
100-570-54630	RENTALS	114	2,000	2,000
100-570-54990	MISCELLANEOUS	4,270	3,500	3,500
	540 - OTHER SERVICES AND CHARGES Totals.	336,433	429,000	385,500
550 - CAPITAL OUTLAY				
100-570-55270	FURNITURE & EQUIPMENT	10,757	26,057	6,000
	550 - CAPITAL OUTLAY Totals.	10,757	26,057	6,000
	570 - CORRECTIONS / JAIL Totals	2,104,498	2,289,635	2,348,597

JAIL ADMINISTRATOR LIEUTENANT (1) @ 46,020
 ASST JAIL ADMINISTRATOR SERGEANT (1) @ 43,556
 DETENTION SERGEANT (1) @ 43,556
 DETENTION TRANSPORT OFFICER (1) 43,556
 DETENTION CORPORALS (4) 34,640 = 138,560
 SENIOR DETENTION OFFICERS (3) 33,388 = 100,164
 DETENTION OFFICERS (16) @ 31,488 = 503,808
 HOLIDAY PAY UNIFORM ALLOWANCE = 59,310
 TOTAL DETENTION/COMMUNICATION OFFICERS = 978,530

2018 ADOPTED BUDGET

Account Number	Account Name	2016 ACTIVITY	2017 BUDGET	2018 ADOPTED
575 - 911 / RURAL ADDRESSING				
510 - PERSONAL SERVICES				
100-575-51162	COORDINATORS	74,649	74,506	74,829
	510 - PERSONAL SERVICES Totals.	74,649	74,506	74,829
520 - BENEFITS				
100-575-52010	SOCIAL SECURITY TAXES	5,711	5,700	5,725
100-575-52020	GROUP MEDICAL & LIFE INSURANCE	24,020	26,000	27,548
100-575-52030	RETIREMENT & DEATH BENEFITS	17,931	17,845	17,937
100-575-52040	WORKERS COMPENSATION	216	448	448
100-575-52060	UNEMPLOYMENT INSURANCE	239	372	372
100-575-52070	OTHER POST EMPLOYMENT BENEFITS	7,218	8,487	15,550
	520 - BENEFITS Totals:	55,335	58,852	67,580
530 - SUPPLIES				
100-575-53100	OFFICE SUPPLIES & REPAIRS	365	1,200	1,000
100-575-53130	COMPUTER REPLACEMENT PARTS	125	1,000	1,000
100-575-53160	SIGNS & POST	7,472	10,000	10,000
100-575-53190	SOFTWARE & SUPPLIES	786	800	800
100-575-53560	PARTS REPAIR & MAINTENANCE	527	1,000	1,000
	530 - SUPPLIES Totals.	9,275	14,000	13,800
540 - OTHER SERVICES AND CHARGES				
100-575-54100	PROFESSIONAL SERVICES COMPUTER	-	1,200	1,200
100-575-54200	COMMUNICATION TELEPHONE	947	1,600	1,300
100-575-54270	CONFERENCES AND DUES	-	400	200
100-575-54990	MISCELLANEOUS	45	500	500
	540 - OTHER SERVICES AND CHARGES Totals.	992	3,700	3,200
550 - CAPITAL OUTLAY				
100-575-55270	FURNITURE & EQUIPMENT	-	50	50
	550 - CAPITAL OUTLAY Totals.	-	50	50
	575 - 911 / RURAL ADDRESSING Totals	140,251	151,108	159,459
COORDINATORS				
(1) @ 37,397				
(1) @ 37,432				

2018 ADOPTED BUDGET

Account Number	Account Name	2016 ACTIVITY	2017 BUDGET	2018 ADOPTED
580 - HIGHWAY PATROL				
510 - PERSONAL SERVICES				
100-580-51050	SECRETARIES	31,466	31,346	31,467
	510 - PERSONAL SERVICES Totals:	31,466	31,346	31,467
520 - BENEFITS				
100-580-52010	SOCIAL SECURITY TAXES	2,142	2,398	2,408
100-580-52020	GROUP MEDICAL & LIFE INSURANCE	12,010	13,000	13,774
100-580-52030	RETIREMENT & DEATH BENEFITS	7,558	7,508	7,543
100-580-52040	WORKERS COMPENSATION	110	206	206
100-580-52060	UNEMPLOYMENT INSURANCE	101	150	150
100-580-52070	OTHER POST EMPLOYMENT BENEFITS	3,043	3,571	6,539
	520 - BENEFITS Totals:	24,964	26,833	30,620
530 - SUPPLIES				
100-580-53100	OFFICE SUPPLIES & REPAIRS	1,998	2,000	2,000
	530 - SUPPLIES Totals	1,998	2,000	2,000
540 - OTHER SERVICES AND CHARGES				
100-580-54200	COMMUNICATION TELEPHONE	14	1,000	1,000
100-580-54210	CELLULAR PHONE	2,209	2,200	2,200
100-580-54590	GAME WARDEN SUPPLIES	500	500	500
100-580-54990	MISCELLANEOUS	500	500	500
	540 - OTHER SERVICES AND CHARGES Totals:	3,223	4,200	4,200
550 - CAPITAL OUTLAY				
100-580-55270	FURNITURE & EQUIPMENT	3,497	3,500	3,500
	550 - CAPITAL OUTLAY Totals:	3,497	3,500	3,500
	580 - HIGHWAY PATROL Totals	65,148	67,879	71,787

-2018 ADOPTED BUDGET

Account Number	Account Name	2016 ACTIVITY	2017 BUDGET	2018 ADOPTED
581 - CONSTABLE PCT 2 AND 3				
510 - PERSONAL SERVICES				
100-581-51010	ELECTED OFFICIALS	51,751	51,751	51,751
100-581-51041	DEPUTY	45,610	46,133	46,300
510 - PERSONAL SERVICES Totals:		97,361	97,884	98,051
520 - BENEFITS				
100-581-52010	SOCIAL SECURITY TAXES	7,170	7,489	7,501
100-581-52020	GROUP MEDICAL & LIFE INSURANCE	24,020	26,000	27,548
100-581-52030	RETIREMENT & DEATH BENEFITS	23,386	23,444	23,503
100-581-52040	WORKERS COMPENSATION	1,754	3,847	3,847
100-581-52060	UNEMPLOYMENT	146	206	206
100-581-52070	OTHER POST EMPLOYMENT BENEFITS	9,415	11,149	20,375
520 - BENEFITS Totals:		65,891	72,135	82,980
530 - SUPPLIES				
100-581-53100	OFFICE SUPPLIES	228	500	500
100-581-53110	AMMUNITION FOR DEPARTMENT	531	1,000	1,000
100-581-53920	UNIFORMS	379	880	880
530 - SUPPLIES Totals:		1,138	2,380	2,380
540 - OTHER SERVICES AND CHARGES				
100-581-54090	K-9 EXPENSE	896	1,250	1,250
100-581-54200	COMMUNICATION TELEPHONE	1,931	1,600	1,600
100-581-54270	CONFERENCES AND DUES	205	2,000	1,000
100-581-54492	LAW ENFORCEMENT OFFICER STANDARD	256	1,000	1,000
100-581-54540	PARTS REPAIRS GAS AND TRANS EXP	19,044	19,000	20,000
100-581-54990	MISCELLANEOUS	-	500	500
540 - OTHER SERVICES AND CHARGES Totals:		22,332	25,350	25,350
550 - CAPITAL OUTLAY				
100-581-55270	FURNITURE & EQUIPMENT	9,278	10,000	10,000
550 - CAPITAL OUTLAY Totals:		9,278	10,000	10,000
581 - CONSTABLE PCT 2 AND 3 Totals		196,000	207,749	218,761
CONSTABLE (1) @ 51,511				
UNIFORM ALLOWANCE = 240				
TOTAL CONSTABLE = 51,751				
DEPUTY (1) 43,556				
HOLIDAY PAY & UNIFORM ALLOWANCE = 2,744				
TOTAL DEPUTY = 46,300				

2018 ADOPTED BUDGET

Account Number	Account Name	2016 ACTIVITY	2017 BUDGET	2018 ADOPTED
585 - CONSTABLE PCT 1 & 4				
510 - PERSONAL SERVICES				
100-585-51010	ELECTED OFFICIALS	51,751	51,751	51,751
100-585-51045	PART-TIME DEPUTY	19,225	26,441	26,441
510 - PERSONAL SERVICES Totals:		70,976	78,192	78,192
520 - BENEFITS				
100-585-52010	SOCIAL SECURITY TAXES	5,306	5,982	5,982
100-585-52020	GROUP MEDICAL & LIFE INSURANCE	12,010	13,000	13,774
100-585-52030	RETIREMENT & DEATH BENEFITS	17,048	18,727	18,743
100-585-52040	WORKERS COMPENSATION	1,399	3,847	3,847
100-585-52060	UNEMPLOYMENT	62	206	206
100-585-52070	OTHER POST EMPLOYMENT BENEFITS	5,004	8,907	10,754
520 - BENEFITS Totals:		40,829	50,669	53,306
530 - SUPPLIES				
100-585-53110	AMMUNITION FOR DEPARTMENT	885	1,000	1,000
100-585-53920	UNIFORMS	549	880	880
530 - SUPPLIES Totals:		1,434	1,880	1,880
540 - OTHER SERVICES AND CHARGES				
100-585-54200	COMMUNICATION TELEPHONE	651	800	800
100-585-54270	CONFERENCES AND DUES	955	1,000	1,000
100-585-54490	LAW ENFORCEMENT OFFICER STANDARD	437	1,000	1,000
100-585-54540	PARTS REPAIRS GAS AND TRANS EXP	6,453	20,000	20,000
100-585-54990	MISCELLANEOUS	-	500	500
540 - OTHER SERVICES AND CHARGES Totals:		8,496	23,300	23,300
550 - CAPITAL OUTLAY				
100-585-55270	FURNITURE & EQUIPMENT	3,147	10,000	10,000
550 - CAPITAL OUTLAY Totals:		3,147	10,000	10,000
585 - CONSTABLE PCT 1 & 4 Totals		124,882	164,041	166,678

CONSTABLE (1) @ 51,511
 UNIFORM ALLOWANCE = 240
 TOTAL CONSTABLE = 51,751
 DEPUTY (1) 26,201
 UNIFORM ALLOWANCE = 240
 TOTAL DEPUTY = 26,441

2018 ADOPTED BUDGET

Account Number	Account Name	2016 ACTIVITY	2017 BUDGET	2018 ADOPTED
595 - ENVIRONMENTAL PROTECTION				
540 - OTHER SERVICES AND CHARGES				
100-595-54680	TRASH DISPOSAL	398,730	425,000	408,730
	540 - OTHER SERVICES AND CHARGES Totals.	398,730	425,000	408,730
	595 - ENVIRONMENTAL PROTECTION Totals	398,730	425,000	408,730

2018 ADOPTED BUDGET

Account Number	Account Name	2016 ACTIVITY	2017 BUDGET	2018 ADOPTED
646 - HEALTH AND PAUPERS CARE				
540 - OTHER SERVICES AND CHARGES				
100-646-51530	AGING MATCH	-	200	200
100-646-54051	MEDICAL INDIGENT	2,794	7,000	7,000
100-646-54600	INDIGENT HEALTH CARE	143,436	200,000	163,000
100-646-54750	MENTAL HEALTH/ MENTAL RETARDATION	28,000	28,000	28,000
100-646-54760	STATEMENT OF FACTS	33,585	10,000	10,000
100-646-54770	AUTOPSIES AND INQUESTS	91,163	80,000	80,000
100-646-54780	MENTAL EVALUATION PRISONERS	9,156	5,000	5,000
100-646-54790	RETARDED CITIZENS ASSOCIATION	6,500	6,500	6,500
100-646-54800	ALCOHOL ABUSE PROGRAM	4,000	4,000	4,000
100-646-54810	CHILD PROTECTIVE SERVICES	58,000	28,000	28,000
100-646-54815	CHILD ADVOCACY	5,000	5,000	13,000
100-646-54816	CITIES CHILD SAFETY FEE DISTRIBUTUION	-	-	7,000
100-646-54820	ATTORNEYS FEES/ JUVENILES	8,470	20,000	15,000
100-646-54830	JUVENILE PROBATION MATCH	183,108	183,108	183,108
100-646-54840	OPEN DOOR/ JUVENILE CARE	5,000	5,000	5,000
100-646-54890	ATTORNEY FEES	279,093	200,000	200,000
100-646-54990	MISCELLANEOUS	1,350	1,600	200
100-646-58220	COUNTY HEALTH OFFICER	6,000	6,000	6,000
540 - OTHER SERVICES AND CHARGES Totals.		864,655	789,408	761,008
646 - HEALTH AND PAUPERS CARE Totals		864,655	789,408	761,008

2018 ADOPTED BUDGET

Account Number	Account Name	2016 ACTIVITY	2017 BUDGET	2018 ADOPTED
650 - LIBRARY				
510 - PERSONAL SERVICES				
100-650-51092	PART TIME	12,849	13,590	13,590
100-650-51520	LIBRARIANS	201,414	201,718	170,870
510 - PERSONAL SERVICES Totals:		214,263	215,308	184,460
520 - BENEFITS				
100-650-52010	SOCIAL SECURITY TAXES	15,587	16,472	14,112
100-650-52020	GROUP MEDICAL & LIFE INSURANCE	72,059	78,000	68,870
100-650-52030	RETIREMENT & DEATH BENEFITS	51,466	51,567	44,216
100-650-52040	WORKERS COMPENSATION	740	1,292	1,292
100-650-52060	UNEMPLOYMENT INSURANCE	686	1,077	1,077
100-650-52070	OTHER POST EMPLOYMENT BENEFITS	19,477	22,976	35,507
520 - BENEFITS Totals:		160,015	171,384	165,074
530 - SUPPLIES				
100-650-53140	SUPPLIES AND BOOKS	10,000	10,000	10,000
100-650-53190	SOFTWARE & SUPPLIES	2,850	2,850	2,850
530 - SUPPLIES Totals:		12,850	12,850	12,850
540 - OTHER SERVICES AND CHARGES				
100-650-54120	INSURANCE/ LIAB FIRE ETC	8,314	8,500	8,500
540 - OTHER SERVICES AND CHARGES Totals:		8,314	8,500	8,500
550 - CAPITAL OUTLAY				
100-650-55270	FURNITURE & EQUIPMENT	-	50	50
550 - CAPITAL OUTLAY Totals:		-	50	50
650 - LIBRARY Totals		395,442	408,092	370,934
LIBRARIANS				

LIBRARY DIRECTOR (1) @ 41,223
 TECHNICAL SERVICES COORDINATOR (1) @ 35,246
 FICTION COORDINATOR (1) @ 31,467
 REFERENCE LIBRARIAN (1) @ 31,467
 CHILDRENS LIBRARIAN (1) @ 31,467
 TOTAL = 170,870

2018 ADOPTED BUDGET

Account Number	Account Name	2016 ACTIVITY	2017 BUDGET	2018 ADOPTED
661 - YOUTH PROGRAMS				
540 - OTHER SERVICES AND CHARGES				
100-661-56010	YOUTH PROGRAM CARTHAGE	10,000	10,000	10,000
100-661-56020	YOUTH PROGRAM BECKVILLE	3,000	3,000	3,000
100-661-56030	YOUTH PROGRAM GARY	2,000	2,000	2,000
100-661-56032	YOUTH PROGRAM AFTER SCHOOL ENRICHM	2,000	2,000	2,000
100-661-56040	EXPOSITION BLDG MAINTENANCE	480	6,301	5,000
	540 - OTHER SERVICES AND CHARGES Totals.	17,480	23,301	22,000
	661 - YOUTH PROGRAMS Totals	17,480	23,301	22,000

2018 ADOPTED BUDGET

Account Number	Account Name	2016 ACTIVITY	2017 BUDGET	2018 ADOPTED
665 - AGRICULTURE EXTENSION SERVICE				
510 - PERSONAL SERVICES				
100-665-51050	SECRETARIES	31,466	31,346	31,467
100-665-51610	EXTENSION AGENT	16,433	16,433	16,433
100-665-51630	HOME DEMONSTRATION AGENT	16,433	16,433	16,433
100-665-51690	EXPENSE ALLOW AG AGENT	8,900	8,900	8,900
100-665-51870	EXPENSE ALLOW HOME DEMO AGENT	3,200	3,200	3,200
510 - PERSONAL SERVICES Totals:		76,432	76,312	76,433
520 - BENEFITS				
100-665-52010	SOCIAL SECURITY TAXES	5,694	5,838	5,848
100-665-52020	GROUP MEDICAL & LIFE INSURANCE	12,010	13,000	13,774
100-665-52030	RETIREMENT & DEATH BENEFITS	7,558	7,508	7,543
100-665-52040	WORKERS COMPENSATION	678	1,000	1,000
100-665-52060	UNEMPLOYMENT INSURANCE	245	358	358
100-665-52070	OTHER POST EMPLOYMENT BENEFITS	3,043	3,571	6,539
520 - BENEFITS Totals:		29,228	31,275	35,062
530 - SUPPLIES				
100-665-53100	OFFICE SUPPLIES & REPAIRS	4,076	1,500	1,500
100-665-53150	MISCELLANEOUS SUPPLIES	160	-	-
530 - SUPPLIES Totals:		4,236	1,500	1,500
540 - OTHER SERVICES AND CHARGES				
100-665-54200	COMMUNICATION TELEPHONE	2,872	2,850	2,850
100-665-54260	TRAVEL	855	4,000	4,000
100-665-54270	CONFERENCES AND DUES	116	1,500	1,500
540 - OTHER SERVICES AND CHARGES Totals:		3,843	8,350	8,350
550 - CAPITAL OUTLAY				
100-665-55270	FURNITURE & EQUIPMENT	4,610	1,000	1,000
550 - CAPITAL OUTLAY Totals:		4,610	1,000	1,000
665 - AGRICULTURE EXTENSION SERVICE Totals		118,349	118,437	122,345

2018 ADOPTED BUDGET

Account Number	Account Name	2016 ACTUALS	2017 BUDGET	2018 ADOPTED
130 - LAW LIBRARY				
Revenue				
340- CHARGES FOR SERVICES				
130-340-41010	LAW LIBRARY FEES	13,026	12,000	12,000
	340- CHARGES FOR SERVICES Totals:	13,026	12,000	12,000
360 - MISCELLANEOUS REVENUES				
130-360-41001	INTEREST EARNINGS	244	125	125
130-360-41020	MISCELLANEOUS REVENUE	-	-	-
	360 - MISCELLANEOUS REVENUES Totals:	244	125	125
	Revenue Totals.	13,270	12,125	12,125
Expense				
530 - SUPPLIES				
130-420-53120	LAW BOOKS	7,439	12,125	12,125
	530 - SUPPLIES Totals:	7,439	12,125	12,125
	Expense Totals:	7,439	12,125	12,125

2018 ADOPTED BUDGET

<u>Account Number</u>	<u>Account Name</u>	<u>2016 ACTUALS</u>	<u>2017 BUDGET</u>	<u>2018 ADOPTED</u>
140 - COUNTY JUVENILE DELINQUENCY PREVENTION FUND				
Revenue				
360 - MISCELLANEOUS REVENUES				
140-360-41001	INTEREST EARNINGS	1	1	1
	360 - MISCELLANEOUS REVENUES Totals	1	1	1
Revenue Totals.		1	1	1
Expense				
540 - OTHER SERVICES AND CHARGES				
140-810-54830	JUVENILE PROBATION FUNDING	-	1	1
	540 - OTHER SERVICES AND CHARGES Totals:	-	1	1
Expense Totals:		-	1	1

2018 ADOPTED BUDGET

Account Number	Account Name	2016 ACTUALS	2017 BUDGET	2018 ADOPTED
150 - COURTHOUSE SECURITY				
Revenue				
340- CHARGES FOR SERVICES				
150-340-44001	FEES OF OFFICE C/C	6,981	7,900	6,500
150-340-47001	FEES OF OFFICE D/C	1,322	1,100	1,100
150-340-49500	JUSTICE OF THE PEACE FEES	10,679	8,200	10,400
	340- CHARGES FOR SERVICES Totals.	18,982	17,200	18,000
360 - MISCELLANEOUS REVENUES				
150-360-41001	INTEREST EARNINGS	1,040	746	1,175
150-360-41151	MISCELLANEOUS UNCLAIMED FUNDS	-	-	-
	360 - MISCELLANEOUS REVENUES Totals	1,040	746	1,175
	Revenue Totals.	20,022	17,946	19,175
Expense				
510 - PERSONAL SERVICES				
150-640-51300	BAILIFF AND SECURITY	12,319	12,272	12,320
	510 - PERSONAL SERVICES Totals	12,319	12,272	12,320
520 - BENEFITS				
150-640-52010	SOCIAL SECURITY TAXES	922	939	943
150-640-52030	RETIREMENT & DEATH BENEFITS	2,959	2,940	2,954
150-640-52040	WORKERS COMPENSATION	220	317	317
150-640-52060	UNEMPLOYMENT INSURANCE	39	80	80
150-640-52070	OTHER POST EMPLOYMENT BENEFITS	1,191	1,398	2,561
	520 - BENEFITS Totals.	5,331	5,674	6,855
	Expense Totals.	17,650	17,946	19,175

2018 ADOPTED BUDGET

Account Number	Account Name	2016 ACTUALS	2017 BUDGET	2018 ADOPTED
160 - RECORDS MANAGEMENT				
Revenue				
340 - CHARGES FOR SERVICES				
160-340-44001	FEES OF OFFICE C/C	2,992	5,000	2,800
160-340-47001	FEES OF OFFICE D/C	2,535	2,430	2,000
	340 - CHARGES FOR SERVICES Totals.	5,527	7,430	4,800
360 - MISCELLANEOUS REVENUES				
160-360-41001	INTEREST EARNINGS	828	570	60
	360 - MISCELLANEOUS REVENUES Totals:	828	570	60
	Revenue Totals	6,355	8,000	4,860
Expense				
540 - OTHER SERVICES AND CHARGES				
160-660-54361	PRESERVATION & RESTORATION	8,000	-	-
160-660-54362	CTY CLERK DIG ,PRES & RSTORATION	-	93,960	2,835
160-660-54363	DIST CLERK DIG , PRES & RESTORATION	-	68,040	2,025
	540 - OTHER SERVICES AND CHARGES Totals	8,000	162,000	4,860
	Expense Totals:	8,000	162,000	4,860

2018 ADOPTED BUDGET

<u>Account Number</u>	<u>Account Name</u>	<u>2016 ACTUALS</u>	<u>2017 BUDGET</u>	<u>2018 ADOPTED</u>
162 - COUNTY & DISTRICT COURT TECHNOLOGY				
Revenue				
340 - CHARGES FOR SERVICES				
162-340-44001	FEES OF OFFICE C/C	438	100	100
162-340-47001	FEES OF OFFICE D/C	169	50	50
340 - CHARGES FOR SERVICES Totals		607	150	150
360 - MISCELLANEOUS REVENUES				
162-360-41001	INTEREST EARNINGS	18	1	1
360 - MISCELLANEOUS REVENUES Totals:		18	1	1
Revenue Totals.		625	151	151
Expense				
550 - EQUIPMENT				
162-660-59730	EQUIPMENT & SOFTWARE	-	151	151
550 - EQUIPMENT Totals:		-	151	151
Expense Totals:		-	151	151

2018 ADOPTED BUDGET

<u>Account Number</u>	<u>Account Name</u>	<u>2016 ACTUALS</u>	<u>2017 BUDGET</u>	<u>2018 ADOPTED</u>
165 - COURT RECORD PRESERVATION				
Revenue				
340 - CHARGES FOR SERVICES				
165-340-47001	FEES OF OFFICE D/C	2,322	1,790	1,790
	340 - CHARGES FOR SERVICES Totals:	2,322	1,790	1,790
360 - MISCELLANEOUS REVENUES				
165-360-41001	INTEREST EARNINGS	82	10	10
	360 - MISCELLANEOUS REVENUES Totals	82	10	10
	Revenue Totals.	2,404	1,800	1,800
Expense				
540 - OTHER SERVICES AND CHARGES				
165-660-54061	DIGITIZING	-	16,000	1,800
	540 - OTHER SERVICES AND CHARGES Totals.	-	16,000	1,800
	Expense Totals:	-	16,000	1,800

2018 ADOPTED BUDGET

Account Number	Account Name	2016 ACTUALS	2017 BUDGET	2018 ADOPTED
166 - DISTRICT COURT RECORDS TECHNOLOGY				
Revenue				
340 - CHARGES FOR SERVICES				
166-340-47001	FEEES OF OFFICE DISTRICT CLERK	2,543	600	600
	340 - CHARGES FOR SERVICES Totals.	2,543	600	600
360 - MISCELLANEOUS REVENUES				
166-360-41001	INTEREST EARNINGS	27	-	-
	360 - MISCELLANEOUS REVENUES Totals.	2,570	-	-
Revenue Totals:		2,570	600	600
Expense				
550 - CAPITAL OUTLAY				
166-660-55270	FURNITURE & EQUIPMENT	-	600	600
	550 - CAPITAL OUTLAY Totals:	-	600	600
Expense Totals.		-	600	600

2018 ADOPTED BUDGET

Account Number	Account Name	2016 ACTUALS	2017 BUDGET	2018 ADOPTED
168 - DISTRICT CLERK RECORDS MANAGEMENT & PRESERVATION				
Revenue				
340 - CHARGES FOR SERVICES				
168-340-47001	FEES OF OFFICE DISTRICT CLERK	1,357	600	600
	340 - CHARGES FOR SERVICES Totals:	1,357	600	600
360 - MISCELLANEOUS REVENUES				
168-360-41001	INTEREST EARNINGS	37	-	-
	360 - MISCELLANEOUS REVENUES Totals:	37	-	-
Revenue Totals:		1,394	600	600
Expense				
540 - OTHER SERVICES AND CHARGES				
168-660-54360	RENTALS MICROFILMING & INDEXING	-	-	-
168-660-54361	PRESERVATION & RESTORATION	600	7,000	600
	540 - OTHER SERVICES AND CHARGES Totals:	600	7,000	600
Expense Totals:		600	7,000	600

2018 ADOPTED BUDGET

Account Number	Account Name	2016 ACTUALS	2017 BUDGET	2018 ADOPTED
170 - COUNTY CLERK RECORDS PRESERVATION				
Revenue				
340 - CHARGES FOR SERVICES				
170-340-44001	FEES OF OFFICE C/C	66,995	35,324	35,324
	340 - CHARGES FOR SERVICES Totals	66,995	35,324	35,324
360 - MISCELLANEOUS REVENUES				
170-360-41001	INTEREST EARNINGS	2,485	1,323	1,323
	360 - MISCELLANEOUS REVENUES Totals:	2,485	1,323	1,323
	Revenue Totals:	69,480	36,647	36,647
Expense				
540 - OTHER SERVICES AND CHARGES				
170-670-54031	DIGITIZING REAL PROPERTY INSTRUME	-	12,247	1,000
170-670-54061	DIGITIZING	-	-	100,000
170-670-54360	RENTALS MICROFILMING & INDEXING	15,400	24,400	24,400
170-670-54361	PRESERVATION & RESTORATION	-	-	143,000
	540 - OTHER SERVICES AND CHARGES Totals.	15,400	36,647	268,400
	Expense Totals:	15,400	36,647	268,400

2018 ADOPTED BUDGET

<u>Account Number</u>	<u>Account Name</u>	<u>2016 ACTUALS</u>	<u>2017 BUDGET</u>	<u>2018 ADOPTED</u>
175 - ARCHIVE FEES				
Revenue				
340 - CHARGES FOR SERVICES				
175-340-44001	FEES OF OFFICE C/C	56,690	34,066	35,000
	340 - CHARGES FOR SERVICES Totals:	56,690	34,066	35,000
360 - MISCELLANEOUS REVENUES				
175-360-41001	INTEREST EARNINGS	892	200	100
	360 - MISCELLANEOUS REVENUES Totals:	892	200	100
	Revenue Totals:	57,582	34,266	35,100
Expense				
540 - OTHER SERVICES AND CHARGES				
175-660-54061	DIGITIZING	-	174,266	14,050
175-660-54361	PRESERVATION & RESTORATION	-	-	21,050
	540 - OTHER SERVICES AND CHARGES Totals:	-	174,266	35,100
	Expense Totals:	-	174,266	35,100

2018 ADOPTED BUDGET

<u>Account Number</u>	<u>Account Name</u>	<u>2016 ACTUALS</u>	<u>2017 BUDGET</u>	<u>2018 ADOPTED</u>
180 - JUSTICE COURT TECHNOLOGY				
Revenue				
340 - CHARGES FOR SERVICES				
180-340-49600	JUSTICE OF THE PEACE PCT. 1 & 4	5,068	4,354	4,354
180-340-49650	JUSTICE OF THE PEACE PCT 2 & 3	5,624	4,354	4,354
	340 - CHARGES FOR SERVICES Totals	10,692	8,708	8,708
360 - MISCELLANEOUS REVENUES				
180-360-41001	INTEREST EARNINGS	400	292	292
	360 - MISCELLANEOUS REVENUES Totals:	400	292	292
	Revenue Totals:	11,092	9,000	9,000
Expense				
540 - OTHER SERVICES AND CHARGES				
180-640-54100	PROFESSIONAL SERVICES COMPUTER	4,000	4,000	4,000
	540 - OTHER SERVICES AND CHARGES Totals.	4,000	4,000	4,000
550 - CAPITAL OUTLAY				
180-640-55270	FURNITURE & EQUIPMENT	2,298	5,000	5,000
	550 - CAPITAL OUTLAY Totals:	2,298	5,000	5,000
	Expense Totals:	6,298	9,000	9,000

2018 ADOPTED BUDGET

Account Number	Account Name	2016 Activity	2017 Budget	2018 ADOPTED
200 - ROAD & BRIDGE				
Revenue				
200 - ROAD & BRIDGE				
310 - TAX RECEIPTS				
200-310-41101	CURRENT PROPERTY TAX LEVY	5,146,713	4,749,559	4,118,737
200-310-41102	DELINQUENT PROPERTY TAX LEVY	110,274	84,725	56,540
310 - TAX RECEIPTS Totals:		5,256,987	4,834,284	4,175,277
321 - VEHICLE TAXES & LICENSES				
200-321-42004	MOTOR VEHICLE TAXES & LICENSES	352,249	368,000	350,000
321 - VEHICLE TAXES & LICENSES Totals:		352,249	368,000	350,000
330 - INTERGOVERNMENTAL RECEIPTS				
200-330-49001	STATE & LATERAL ROAD FUND	29,575	29,000	29,000
200-330-49050	WEIGHT & AXLE FEES	51,717	40,828	45,000
330 - INTERGOVERNMENTAL RECEIPTS Totals:		81,292	69,828	74,000
350 - FINES				
200-350-40003	COUNTY DISTRICT & J P COURT FINE	348,600	275,000	354,000
350 - FINES Totals:		348,600	275,000	354,000
360 - MISCELLANEOUS REVENUES				
200-360-41001	INTEREST EARNINGS	42,916	22,593	55,441
200-360-41020	MISCELLANEOUS REVENUE	121,048	1,485	-
360 - MISCELLANEOUS REVENUES Totals:		163,964	24,078	55,441
200 - ROAD & BRIDGE Totals:		6,203,092	5,571,190	5,008,718
Revenue Totals.		6,203,092	5,571,190	5,008,718

2018 ADOPTED BUDGET

Account Number	Account Name	2016 ACTIVITY	2017 BUDGET	2018 ADOPTED
621 - PRECINCT #1				
510 - PERSONAL SERVICES				
200-621-51060	ROAD & BRIDGE EMPLOYEES WAGES	437,346	429,575	393,615
200-621-51800	BENEFITS TERMINATION PAY	7	4,026	4,026
510 - PERSONAL SERVICES Totals.		437,353	433,601	397,641
520 - BENEFITS				
200-621-52010	SOCIAL SECURITY TAXES	32,282	33,171	30,420
200-621-52020	GROUP MEDICAL & LIFE INSURANCE	130,045	143,000	137,740
200-621-52030	RETIREMENT & DEATH BENEFITS	105,051	103,848	95,315
200-621-52040	WORKERS COMPENSATION	11,934	19,715	17,696
200-621-52060	UNEMPLOYMENT INSURANCE	1,400	2,065	1,966
200-621-52070	OTHER POST EMPLOYMENT BENEFITS	40,734	49,388	82,630
200-621-52130	OPTIONAL RETIREMENT CONTRIBUTION	31,305	31,305	31,305
200-621-52140	RETIREE MEDICAL INS TRUST CONTRIB	63,849	63,849	40,849
520 - BENEFITS Totals:		416,600	446,341	437,921
530 - SUPPLIES				
200-621-53560	REPAIR AND MAINTENANCE SUPPLIES	77,415	108,826	108,826
200-621-53570	PARTS AND REPAIRS	12,817	31,250	31,250
200-621-53930	MISCELLANEOUS SUPPLIES	-	500	500
530 - SUPPLIES Totals:		90,232	140,576	140,576
540 - OTHER SERVICES AND CHARGES				
200-621-54080	CONTINGENCY	-	155,993	311,762
200-621-54610	RENTALS & LEASES	1,020	1,020	520
540 - OTHER SERVICES AND CHARGES Totals.		1,020	157,013	312,282
550 - CAPITAL OUTLAY				
200-621-55270	FURNITURE & EQUIPMENT	155,322	139,515	50,000
200-621-55280	ROAD OIL PRE MIX & GRAVEL	166,922	233,977	123,492
200-621-55290	LUMBER PILING & CULVERTS	11,591	13,500	13,500
550 - CAPITAL OUTLAY Totals.		333,835	386,992	186,992
621 - PRECINCT #1 Totals		1,279,040	1,564,523	1,475,412

2018 ADOPTED BUDGET

Account Number	Account Name	2016 ACTIVITY	2017 BUDGET	2018 ADOPTED
622 - PRECINCT #2				
510 - PERSONAL SERVICES				
200-622-51060	ROAD & BRIDGE EMPLOYEES WAGES	348,432	369,251	312,200
200-622-51800	BENEFITS TERMINATION PAY	-	4,026	4,026
510 - PERSONAL SERVICES Totals:		348,432	373,277	316,226
520 - BENEFITS				
200-622-52010	SOCIAL SECURITY TAXES	25,349	28,556	24,192
200-622-52020	GROUP MEDICAL & LIFE INSURANCE	108,064	117,000	110,192
200-622-52030	RETIREMENT & DEATH BENEFITS	83,692	89,400	75,800
200-622-52040	WORKERS COMPENSATION	9,963	19,325	14,032
200-622-52060	UNEMPLOYMENT INSURANCE	1,115	1,768	1,559
200-622-52070	OTHER POST EMPLOYMENT BENEFITS	33,693	42,517	65,712
200-622-52130	OPTIONAL RETIREMENT CONTRIBUTION	31,305	31,305	31,305
200-622-52140	RETIREE MEDICAL INS TRUST CONTRIB	63,849	63,849	40,849
520 - BENEFITS Totals:		357,030	393,720	363,641
530 - SUPPLIES				
200-622-53560	REPAIR AND MAINTENANCE SUPPLIES	71,642	95,756	95,756
200-622-53570	PARTS AND REPAIRS	28,498	31,250	31,250
200-622-53930	MISCELLANEOUS SUPPLIES	-	500	500
530 - SUPPLIES Totals:		100,140	127,506	127,506
540 - OTHER SERVICES AND CHARGES				
200-622-54080	CONTINGENCY	-	-	112,020
540 - OTHER SERVICES AND CHARGES Totals:		-	-	112,020
550 - CAPITAL OUTLAY				
200-622-55270	FURNITURE & EQUIPMENT	299,835	69,001	50,000
200-622-55280	ROAD OIL PRE MIX & GRAVEL	255,265	300,940	239,982
200-622-55290	LUMBER PILING & CULVERTS	9,433	8,500	8,500
550 - CAPITAL OUTLAY Totals:		564,533	378,441	298,482
622 - PRECINCT #2 Totals:		1,370,135	1,272,944	1,217,875

2018 ADOPTED BUDGET

Account Number	Account Name	2016 ACTIVITY	2017 BUDGET	2018 ADOPTED
623 - PRECINCT #3				
510 - PERSONAL SERVICES				
200-623-51060	ROAD & BRIDGE EMPLOYEES WAGES	413,074	428,135	355,823
200-623-51800	BENEFITS TERMINATION PAY	694	4,026	4,026
510 - PERSONAL SERVICES Totals:		413,768	432,161	359,849
520 - BENEFITS				
200-623-52010	SOCIAL SECURITY TAXES	30,281	33,061	27,529
200-623-52020	GROUP MEDICAL & LIFE INSURANCE	126,065	143,000	123,966
200-623-52030	RETIREMENT & DEATH BENEFITS	99,386	103,503	86,256
200-623-52040	WORKERS COMPENSATION	12,161	19,717	15,995
200-623-52060	UNEMPLOYMENT INSURANCE	1,324	2,145	1,777
200-623-52070	OTHER POST EMPLOYMENT BENEFITS	40,011	49,224	74,777
200-623-52130	OPTIONAL RETIREMENT CONTRIBUTION	31,305	31,305	31,305
200-623-52140	RETIREE MEDICAL INS TRUST CONTRIB	63,849	63,849	40,849
520 - BENEFITS Totals:		404,382	445,804	402,454
530 - SUPPLIES				
200-623-53560	REPAIR AND MAINTENANCE SUPPLIES	83,225	100,000	95,000
200-623-53570	PARTS AND REPAIRS	37,632	31,250	30,000
200-623-53930	MISCELLANEOUS SUPPLIES	-	50	50
530 - SUPPLIES Totals:		120,857	131,300	125,050
540 - OTHER SERVICES AND CHARGES				
200-623-54080	CONTINGENCY	-	-	156,021
200-623-54480	CONTRACTOR SERVICES	-	2,000	100
200-623-54610	RENTALS & LEASES	340	100	100
540 - OTHER SERVICES AND CHARGES Totals:		340	2,100	156,221
550 - CAPITAL OUTLAY				
200-623-55270	FURNITURE & EQUIPMENT	177,000	280,000	100,000
200-623-55280	ROAD OIL PRE MIX & GRAVEL	192,304	360,446	212,424
200-623-55290	LUMBER PILING & CULVERTS	23,169	28,100	27,400
550 - CAPITAL OUTLAY Totals:		392,473	668,546	339,824
623 - PRECINCT #3 Totals:		1,331,820	1,679,911	1,383,398

2018 ADOPTED BUDGET

Account Number	Account Name	2016 ACTIVITY	2017 BUDGET	2018 ADOPTED
624 - PRECINCT #4				
510 - PERSONAL SERVICES				
200-624-51060	ROAD & BRIDGE EMPLOYEES WAGES	450,044	465,868	431,407
200-624-51800	BENEFITS TERMINATION PAY	-	9,558	9,558
510 - PERSONAL SERVICES Totals.		450,044	475,426	440,965
520 - BENEFITS				
200-624-52010	SOCIAL SECURITY TAXES	31,392	36,371	33,734
200-624-52020	GROUP MEDICAL & LIFE INSURANCE	136,087	156,000	151,514
200-624-52030	RETIREMENT & DEATH BENEFITS	108,099	113,865	105,700
200-624-52040	WORKERS COMPENSATION	14,359	19,901	19,397
200-624-52060	UNEMPLOYMENT INSURANCE	1,440	2,324	2,155
200-624-52070	OTHER POST EMPLOYMENT BENEFITS	43,519	54,152	91,633
200-624-52130	OPTIONAL RETIREMENT CONTRIBUTION	31,305	31,305	31,305
200-624-52140	RETIREE MEDICAL INS TRUST CONTRIB	63,849	63,849	40,849
520 - BENEFITS Totals:		430,050	477,767	476,287
530 - SUPPLIES				
200-624-53560	REPAIR AND MAINTENANCE SUPPLIES	115,859	119,086	119,086
200-624-53570	PARTS AND REPAIRS	48,932	62,250	31,250
200-624-53930	MISCELLANEOUS SUPPLIES	-	500	500
530 - SUPPLIES Totals.		164,791	181,836	150,836
540 - OTHER SERVICES AND CHARGES				
200-624-54080	CONTINGENCY	-	-	212,860
540 - OTHER SERVICES AND CHARGES Totals:		-	-	212,860
550 - CAPITAL OUTLAY				
200-624-55270	FURNITURE & EQUIPMENT	141,019	113,515	144,515
200-624-55280	ROAD OIL PRE MIX & GRAVEL	395,680	479,333	283,233
200-624-55290	LUMBER PILING & CULVERTS	22,655	16,000	16,000
550 - CAPITAL OUTLAY Totals:		559,354	608,848	443,748
624 - PRECINCT #4 Totals		1,604,239	1,743,877	1,724,696

2018-ADOPTED BUDGET

Account Number	Account Name	2016 Activity	2017 Budget	2018 ADOPTED
300 - FM & LATERAL				
Revenue				
300 - FM & LATERAL				
310 - TAX RECEIPTS				
300-310-41101	CURRENT PROPERTY TAX LEVY	583,387	523,999	490,044
300-310-41102	DELINQUENT PROPERTY TAX LEVY	12,754	9,347	6,727
310 - TAX RECEIPTS Totals:		596,141	533,346	496,771
360 - MISCELLANEOUS REVENUES				
300-360-41001	INTEREST EARNINGS	10,484	5,506	17,000
300-360-41020	MISCELLANEOUS REVENUE	1,084	-	-
360 - MISCELLANEOUS REVENUES Totals:		11,568	5,506	17,000
300 - FM & LATERAL Totals:		607,709	538,852	513,771
Revenue Totals:		607,709	538,852	513,771
Expense				
300 - FM & LATERAL				
629 - MAINTENANCE				
510 - PERSONAL SERVICES				
300-629-51060	ROAD & BRIDGE EMPLOYEES WAGES	84,336	83,617	84,019
300-629-51800	BENEFITS TERMINATION PAY	-	1,568	1,568
510 - PERSONAL SERVICES Totals:		84,336	85,185	85,587
520 - BENEFITS				
300-629-52010	SOCIAL SECURITY TAXES	6,297	6,517	6,603
300-629-52020	GROUP MEDICAL & LIFE INSURANCE	24,020	26,000	27,548
300-629-52030	RETIREMENT & DEATH BENEFITS	20,257	20,402	20,688
300-629-52040	WORKERS COMPENSATION	1,825	6,353	3,021
300-629-52060	UNEMPLOYMENT INSURANCE	270	3,392	3,392
300-629-52070	OTHER POST EMPLOYMENT BENEFITS	8,155	9,703	17,702
300-629-52130	OPTIONAL RETIREMENT CONTRIBUTION	29,961	29,961	29,961
300-629-52140	RETIREE MEDICAL INS TRUST CONTRIB	14,604	14,604	14,604
520 - BENEFITS Totals:		105,389	116,932	123,519
530 - SUPPLIES				
300-629-53560	REPAIR AND MAINTENANCE SUPPLIES	19,473	31,627	31,627
300-629-53570	PARTS AND REPAIRS	33,587	20,000	20,000
530 - SUPPLIES Totals:		53,060	51,627	51,627
540 - OTHER SERVICES AND CHARGES				
300-629-54080	CONTINGENCY	-	100,112	220,342
300-629-54120	INSURANCE/ LIAB FIRE ETC	199,528	204,145	204,145
300-629-54430	UTILITIES	18,407	15,000	15,000
300-629-54480	CONTRACTOR SERVICES	5,056	8,000	6,000
300-629-54490	PHYSICALS & DRUG SCREEN TESTING	1,225	3,500	3,500
300-629-54610	RENTALS & LEASES	4,038	5,000	5,000
300-629-54640	BEAVER CONTROL CONTRACT	32,400	32,400	38,400
300-629-54990	MISCELLANEOUS	860	1,250	1,250
540 - OTHER SERVICES AND CHARGES Totals:		261,514	369,407	493,637
550 - CAPITAL OUTLAY				
300-629-55270	FURNITURE & EQUIPMENT	1,431	1,000	1,000
300-629-55280	ROAD OIL	1,940	2,000	2,000
300-629-55300	BRIDGE CONSTRUCTION	8,642	14,000	10,000
550 - CAPITAL OUTLAY Totals:		12,013	17,000	13,000
629 - MAINTENANCE Totals:		516,312	640,151	767,370

2018 ADOPTED BUDGET

<u>Account Number</u>	<u>Account Name</u>	2016 ACTUALS	2017 BUDGET	2018 ADOPTED
881 - CHILD PROTECTIVE SERVICES				
Revenue				
330 - INTERGOVERNMENTAL RECEIPTS				
881-330-41201	STATE TITLE IV E DFPS	2,370	-	-
	330 - INTERGOVERNMENTAL RECEIPTS Totals:	2,370	-	-
360 - MISCELLANEOUS RECEIPTS				
881-360-41001	INTEREST EARNINGS	455	-	-
881-360-41152	MISCELLANEOUS DONATIONS	1,605	-	-
881-360-41184	PANOLA COUNTY FUNDING	58,000	58,000	28,000
	360 - MISCELLANEOUS RECEIPTS Totals.	60,060	58,000	28,000
Revenue Totals.		62,430	58,000	28,000
Expense				
881-646-54740	SUPPLIES & CHILD CARE EXPENSE	53,345	28,000	28,000
Expense Totals:		53,345	28,000	28,000

2018 ADOPTED BUDGET

Account Number	Account Name	2016 ACTUALS	2017 BUDGET	2018 ADOPTED
883 - HEALTH FUND				
Revenue				
330 - INTERGOVERNMENTAL RECEIPTS				
883-330-41168	TOBACCO SETTLEMENT	28,783	12,000	12,000
	330 - INTERGOVERNMENTAL RECEIPTS Totals	28,783	12,000	12,000
360 - MISCELLANEOUS RECEIPTS				
883-360-41001	INTEREST EARNINGS	17,806	20,000	20,000
883-360-41020	MISCELLANEOUS REVENUE	990	-	-
883-360-41300	HOSPITAL LEASE	1,220,342	1,200,000	1,200,000
	360 - MISCELLANEOUS RECEIPTS Totals:	1,239,138	1,220,000	1,220,000
Revenue Totals.		1,267,921	1,232,000	1,232,000
Expense				
540 - OTHER SERVICES AND CHARGES				
883-648-54600	INDIGENT HEALTH CARE	30,566	32,000	32,000
883-648-54613	UC AND/OR DSRIP	870,347	800,000	800,000
883-648-54614	DSH	349,951	400,000	400,000
	540 - OTHER SERVICES AND CHARGES Totals:	1,250,864	1,232,000	1,232,000
Expense Totals:		1,250,864	1,232,000	1,232,000

2018 ADOPTED BUDGET

Account Number	Account Name	2016 ACTUALS	2017 BUDGET	2018 ADOPTED
885 - AIRPORT				
Revenue				
330 - INTERGOVERNMENTAL RECEIPTS				
885-330-40500	STATE GRANT	-	150,000	-
330 - INTERGOVERNMENTAL RECEIPTS Totals:		-	150,000	-
360 - MISCELLANEOUS RECEIPTS				
885-360-41001	INTEREST EARNINGS	1,513	900	900
885-360-41020	MISCELLANEOUS REVENUE	90,232	154,100	154,100
360 - MISCELLANEOUS RECEIPTS Totals:		91,745	155,000	155,000
Revenue Totals:		91,745	305,000	155,000
Expense				
540 - OTHER SERVICES AND CHARGES				
885-750-54930	FUEL & REPAIRS	70,780	155,000	155,000
540 - OTHER SERVICES AND CHARGES Totals:		70,780	155,000	155,000
550 - CAPITAL OUTLAY				
885-750-55270	FURNITURE & EQUIPMENT	-	200,000	-
885-750-55500	RUNWAY REPAIRS & IMPROVEMENTS	-	77,000	-
550 - CAPITAL OUTLAY Totals:		-	277,000	-
Expense Totals:		70,780	432,000	155,000

- 2018 ADOPTED BUDGET

Account Number	Account Name	2016 ACTUALS	2017 BUDGET	2018 ADOPTED
920 - ROAD BOND 1971				
Revenue				
360 - MISCELLANEOUS RECEIPTS				
920-360-41001	INTEREST EARNINGS	1,354	1,250	1,250
920-360-41020	MISCELLANEOUS REVENUE	-	-	-
	360 - MISCELLANEOUS RECEIPTS Totals.	1,354	1,250	1,250
	Revenue Totals.	1,354	1,250	1,250
Expense				
550 - CAPITAL OUTLAY				
920-696-56370	RIGHT OF WAY & UTILITY ADJ	-	1,250	1,250
	550 - CAPITAL OUTLAY Totals	-	1,250	1,250
	Expense Totals:	-	1,250	1,250

2018 ADOPTED BUDGET

Account Number	Account Name	2016 ACTUALS	2017 BUDGET	2018 ADOPTED
940 - PERMANENT IMPROVEMENT				
Revenue				
360 - MISCELLANEOUS RECEIPTS				
940-360-41001	INTEREST EARNINGS	1,059	1,000	1,000
	360 - MISCELLANEOUS RECEIPTS Totals.	1,059	1,000	1,000
	Revenue Totals.	1,059	1,000	1,000
Expense				
550 - CAPITAL OUTLAY				
940-697-55270	FURNITURE & EQUIPMENT	-	1,000	1,000
	550 - CAPITAL OUTLAY Totals.	-	1,000	1,000
	Expense Totals.	-	1,000	1,000

-2018 ADOPTED BUDGET

Account Number	Account Name	2016 ACTUALS	2017 BUDGET	2018 ADOPTED
950 - JAIL IMPROVEMENT FUND				
Revenue				
360 - MISCELLANEOUS RECEIPTS				
950-360-41001	INTEREST EARNINGS	1,026	900	900
	360 - MISCELLANEOUS RECEIPTS Totals:	1,026	900	900
Revenue Totals:		1,026	900	900
Expense				
550 - CAPITAL OUTLAY				
950-570-55270	JAIL EQUIPMENT	-	900	900
	550 - CAPITAL OUTLAY Totals:	-	900	900
Expense Totals:		-	900	900

2018 ADOPTED BUDGET

Account Number	Account Name	2016 ACTUALS	2017 BUDGET	2018 ADOPTED
968 - PANOLA COUNTY RETIREE HEALTH BENEFITS TRUST				
Revenue				
330 - INTERGOVERNMENTAL RECEIPTS				
968-330-41004	MEDICARE PART D REIMBURSEMENT	40,379	-	20,000
	330 - INTERGOVERNMENTAL RECEIPTS Totals:	40,379	-	20,000
360 - MISCELLANEOUS REVENUES				
968-360-41001	INTEREST EARNINGS	132,606	80,000	218,793
968-360-41064	TRUST CONTRIBUTIONS	4,295,822	4,131,420	1,565,601
968-360-41066	SURPLUS DISTRIBUTION	39,647	-	-
	360 - MISCELLANEOUS REVENUES Totals:	4,468,075	4,211,420	1,784,394
Revenue Totals.		4,508,454	4,211,420	1,804,394
Expense				
520 - BENEFITS				
968-668-52080	RETIRED EMPLOYEE MEDICAL INSURANCE	1,030,827	1,570,266	1,804,394
	520 - BENEFITS Totals.	1,030,827	1,570,266	1,804,394
Expense Totals:		1,030,827	1,570,266	1,804,394